



IOWA 74



1974 Football Guide and Record Book

*Compiled and edited by the University of Iowa Sports Information Office.
Distributed free to news media. Available to the public for \$2.00 per copy.*

Table of Contents

Assistant Coaches	8-9	Opponents	24-34
Commings, Bob	6-7	Outlook ..	12-13
Depth, Pre-Season	11	Player Profiles	14-23
Depth, 1973 Final Game	11	Pronunciation Guide	10
Directory, Staff	4	Records Section	43-71
Elliott, Bump	5	Results, 1973	3
Hall of Fame Hawkeyes	10	Review, 1973	38-42
Headquarters on Road	10	Roster, Freshmen	35
Herky and Floyd	72	Roster, Varsity	36-37
News Media Information	2	Schedule, 1974	3

Number, Please . . .

(The Iowa City area code is 319)

	Office	Home		Office	Home
Beckman	353-5525	338-8259	Haddy	353-3038	351-3012
Cecchini	353-4129	354-2644	McDonald	353-4245	338-1544
Commings	353-5070	338-4411	Stephenson	353-3919	337-3618
Coyer	353-5740	338-8928	Vernon	353-5647	338-9117
Elliott	353-3810	338-9950	Whisler	353-4289	351-7535
Graham	353-4216	337-7882	Wine	353-3038	337-3933
Green	353-5250	338-9512	Wyatt	353-3040	338-9847

News Media Information

KINNICK STADIUM is located on the west campus in the heart of the University's athletic complex. It is a few minutes' drive from Interstate 80 and the Iowa City airport, about 30 minutes from the Cedar Rapids airport.

PRESSBOX at the stadium is on the west side and accessible by elevator. One of the nation's finest, it was completed in 1958 at a cost of \$490,000 (cost to build Iowa Stadium was \$500,000 in 1929). The first deck has 89 seats for working press. The second deck contains 10 booths for radio and television. The third deck is for photographers and has additional radio booths. The fourth deck, not enclosed, is used in various ways. A pregame lunch is served on the first and second decks. The pressbox is 100 feet high and extends between the 25-yard lines.

PRESS TICKET requests should be directed to George Wine, sports information director. Requests should be filed early enough in advance to allow time for processing.

ATHLETIC OFFICES are located on the east side of the Iowa Field House. The Field House is also on the west campus, near the stadium.

MOTELS in the immediate Iowa City area include the Carousel (351-6324), Highlander Inn (354-2000), Hilton Inn (351-6600), Holiday Inn (338-9771), Howard Johnson Lodge (338-7841), Travel Lodge (338-7901), Ramada Inn (645-2940).

YOUR HOSTS in the Kinnick Stadium pressbox are George Wine and Phil Haddy.



Wine (above left) joined the Iowa staff in 1968 after working at Northern Iowa and Memphis State. He is a member of the NCAA Public Relations Committee. A native of North English, he's an Air Force veteran and an Iowa graduate. George and his wife, Anne, have a son, Steve. Born 6/9/31.

Haddy (above right) became part of the Hawkeye staff in 1971. A native of Cedar Rapids, he holds two degrees from Iowa and has worked for two radio stations. Phil and his wife, Elaine, have a son, Jason. Born 9/10/47.

SPORTS INFORMATION OFFICE is located in Room 110 of the Iowa Field House. The office phone number is 319/353-3038.

1974 Schedule

Date	Opponent	Site	Time
Sept. 14	Michigan	Ann Arbor	1:30 EDT
Sept. 21	UCLA	Iowa City	1:30 CDT
Sept. 28	Penn State	Iowa City	1:30 CDT
Oct. 5	Southern California	Los Angeles	1:30 PDT
Oct. 12	Northwestern (Homecoming)	Iowa City	1:30 CDT
Oct. 19	Minnesota	Minneapolis	1:30 CDT
Oct. 26	Illinois (Dad's Day)	Iowa City	1:30 CDT
Nov. 2	Purdue	Lafayette	1:30 EST
Nov. 9	Wisconsin	Iowa City	1:30 CDT
Nov. 16	Ohio State	Iowa City	1:30 CDT
Nov. 23	Michigan State	East Lansing	1:00 EST

1973 Results

Won 0, Lost 11, Tied 0

Game and Score	Site	Attendance
Michigan L 7-31	Iowa City	52,105
UCLA L 18-55	Los Angeles	34,546
Penn State L 8-27	University Park	59,980
Arizona L 20-23	Iowa City	40,365
Northwestern L 15-31	Evanston	25,194
Minnesota L 23-31	Iowa City	55,137
Illinois L 0-50	Champaign	48,864
Purdue L 23-48	Iowa City	39,120
Wisconsin L 7-35	Madison	55,560
Ohio State L 13-55	Columbus	87,447
Michigan State L 6-15	Iowa City	31,119

Road Headquarters

Dates	Opponent	Motel/Hotel	City	Telephone
Sept. 13-14	Michigan	Holiday Inn West	Ann Arbor	313/665-4444
Oct. 4-5	Southern California	Saddleback Inn	Santa Ana	714/835-3311
Oct. 18-19	Minnesota	Curtis Hotel	Minneapolis	612/333-5144
Nov. 1-2	Purdue	Holiday Inn	Lafayette	317/447-4131
Nov. 22-23	Michigan State	Holiday Inn South	Lansing	517/393-1650

Athletic Staff Directory


Athletic Director	Chalmers (Bump) Elliott (Michigan, '48)
Associate Director	Francis Graham
Assistant to Director	John (Jersey) Jermier (Coe, '58)
Assistant to Director	Ted Wheeler (Iowa, '57)
Sports Information Director	George Wine (Iowa, '56)
Assistant	Phil Haddy (Iowa, '69)
Academic Counselor	Bill Munn (Knox, '63)
Medical Supervisor	Dr. Harley Feldick (Iowa, '42)
Physical Therapist	Ed Crowley (Purdue, '68)
Assistant	John Streif (Iowa, '70)
Equipment Manager	Ron Fairchild (Iowa, '53)
Assistant	Lamont Kelley
Maintenance Supervisor	Darrell Brown

Coaching Staff

Baseball Coach	Duane Banks (Northern Colorado, '65)
Basketball Coach	Lute Olson (Augsburg, Minn., '56)
Assistant	Dick Kuchen (Rider, N.J., '66)
Assistant	Floyd Theard (Kentucky State, '67)
Football Coach	Bob Commings (Iowa, '60)
Assistant	Dave Beckman (Baldwin-Wallace, '61)
Assistant	Tom Cecchini (Michigan, '66)
Assistant	Larry Coyer (Marshall, '65)
Assistant	Dennis Green (Iowa, '71)
Assistant	Dan McDonald (Iowa, '71)
Assistant	Kent Stephenson (Northern Iowa, '65)
Assistant	Howard Vernon (Upper Iowa, '57)
Assistant	Bill Whisler (Iowa, '62)
Assistant	Bernie Wyatt (Iowa, '62)
Golf Coach	Chuck Zwiener (Minnesota, '50)
Gymnastics Coach	Dick Holzaepfel (Michigan, '41)
Assistant	Neil Schmitt (Iowa, '70)
Swimming Coach	To be named
Tennis Coach	John Winnie (Cornell College, '36)
Track and Field Coach	Francis Cretzmeyer (Iowa, '36)
Assistant	Ted Wheeler (Iowa, '57)
Wrestling Coach	Gary Kurdelmeier (Iowa, '58)
Assistant	Dan Gable (Iowa State, '71)

The Athletic Director

CHALMERS (BUMP) ELLIOTT is in his fifth term as Iowa's top athletic administrator. He was appointed to the position June 11, 1970, and oversees a staff of more than 35 men, 11 intercollegiate sports and a large physical



plant. Bump's rise through the Big Ten ranks has been punctuated with success at every stop. Highlights of his tenure at Iowa include Big Ten championships in gymnastics, wrestling and baseball in 1974.

Elliott has been personally involved in four Big Ten football titles and four Rose Bowl appearances. He was an assistant coach at Iowa for five years and helped build the Hawkeyes into the power of the Big Ten that began with league and bowl championships in 1956.

Iowa won two more Big Ten crowns in the next four years, but Bump was tapped by his alma mater, Michigan, to join the staff there in 1957. He became head coach the following season, and his term as Wolverine boss was highlighted by conference and Rose Bowl wins in 1964. Elliott's 10-year record was 51-42-2 when he quit coaching after the 1968 season to accept administrative duties. After 18 months as Michigan's associate AD, he became athletic director at Iowa.

Elliott played three sports at Michigan in 1946-47-48. A brilliant halfback, he topped the Big Ten in scoring in 1947 with 54 points and spurred the Wolverines to Big Ten and Rose Bowl championships. He led his team in pass receiving and averaged more than five yards a carry. He earned All-America honors, as did his brother Pete, a Michigan quarterback. Bump also played parts of two seasons (1943-44) as a Marine trainee at Purdue. He was selected the Big Ten's MVP in 1947.

Elliott's first coaching job was as an assistant at Oregon State (1948-51). Then he served on the staffs at Iowa (1952-56) and Michigan (1957-58) before becoming head coach there.

Bump is a native of Bloomington, Ill. His father, Dr. J. Norman Elliott, was a physician there and also coached at Illinois Wesleyan and Northwestern. Bump was discharged from the Marines in 1946 and received his degree at Michigan in 1948. He and his wife Barbara have three children: Bill, Bob (a member of the Iowa football team) and Betsy. Bump was born in Detroit January 30, 1925.

Quoting Bob Commings

"I love Iowa and I love young people. I really have a feel for young people."

"If you don't graduate young people from your university, you are not going to sell your football program."

"I specified my own contract terms: lifetime."

"When I was a player here we had some good athletes from out of state, but we could have never won without the Iowa kids."

In reference to his old friend and ex-teammate, Alex Karras: "We are looking for Greeks bearing gifts from Gary."

"As far as the technical aspects of the game, I don't see any problems. We were as sophisticated at Massillon as most colleges. There will likely be some administrative procedures that will present some transitional problems."

"If a freshman is good enough, play him."

About personal appearances: "In the state of Iowa, people want to know their

football coach and I want them to know me."

"On the practice field I'll be down in the trenches. My primary responsibility as head coach is to organize and motivate. I will make all major decisions."

About the wishbone: "The thought of not blocking people, I find offensive."

"I had wonderful exposure in football, and that's what learning is all about."

About playing Michigan, UCLA, Penn State and Southern Cal the first four games this fall: "A lot of young people are very romantic and adventurous, and some are crazy."

"You won't see any stickers or stars on our hats. That's not playing the game honestly. I mean, we're playing the game to share values."

About discipline: "I hope that we can appeal to the intelligence of our football team and take it from there. Just to go in like a wild man and make a lot of absurd rules . . . I don't think that's the way to do it."

On grooming: "How could I possibly be opposed to hair? [Commings is balding.] The length of hair is not a criterion for measuring a young man's integrity. There is a common sense point. We all know what it is."

On crew cuts: "I don't want any short-haired freaks on my team."

"We're going to do something new at our games. I'm going to have a card coach and in a critical situation he will hold up three different cards—run, pass or punt—and we'll go with the one that gets the most applause. My only worry is, what if there is no applause?"

About Big Ten coaches sending him best wishes: "They were very conservative."



The Head Coach

BOB COMMINGS returns to his alma mater as the head football coach hoping to realize the same success he had as a player. The smallest lineman in the Big Ten at 173 pounds, he was a junior guard on Iowa's Big Ten and Rose Bowl championship team of 1956.



The following season he won all-conference honors and was named his team's most valuable player. The Hawkeyes had a record of 16-2-1 in Commings' last two years at Iowa.

Small stature, big heart. Feisty. Highly competitive. Very determined. That's the way his former coaches remember him, suggesting Bob used every bit of talent he had, and then some. If there are over-achievers on the football field, Commings may have been one. He topped off his collegiate career by playing in the North-South Shrine Game at Miami.

Bob finished his undergraduate work at Iowa and stayed on to serve as an assistant freshman coach two seasons. He left coaching for a brief time, then took over at Struthers, Ohio, in 1962 and in the next seven years compiled a record of 50-16-4. That was good enough to earn him a shot at the top job in the state: Washington High School in Massillon. In five seasons at the tradition-rich high school, Commings produced a record of 44-5-1 and had the state championship team in 1970, when he earned coach of the year honors. His total high school record is 94-21-5.

A number of former Massillon coaches are now successful in the college and professional ranks, but few have jumped directly from that school to a head coaching position at the major college level. Commings took that long step when he was appointed Hawkeye boss Dec. 15, 1973.

Bob is a native of Youngstown, Ohio, where he was an all-state football guard and a baseball shortstop. He enrolled at Iowa in 1952, won a letter the next season, then spent two years in the Army in Europe. He is married to the former Sharon McGinnis of Iowa City. The couple has two sons, Bob Jr. and Don.

An entertaining speaker whose sense of humor has excellent timing, Bob has appeared before literally thousands of persons in his first year at Iowa. He is the fifth former Hawkeye to coach at his alma mater. Commings (rhymes with hummings) was born Dec. 24, 1932, in Youngstown, Ohio.

Coaching Staff

Dave Beckman Offensive Line

A native of Bellevue, Ohio, where he was an all-state lineman, Beckman went on to Baldwin-Wallace College and starred in football and track. He coached in Ohio high schools at Youngstown, Warren and Akron after a year on the staff at Baldwin-Wallace. He came to Iowa Dec. 21, 1973, after coaching at the college level at Adrian and Evansville. He and his wife Pat have two sons, Tim and Ted. Born 6/8/38.

Tom Cecchini Linebackers

Cecchini (pronounced Cha-kee-nee) was a linebacker at Michigan for Bump Elliott. He was team captain, all-Big Ten, twice named national lineman of the week, and played in the North-South game. A Detroit native, he was the freshman coach at Michigan before joining the Xavier staff. He was head coach there two years before moving to Iowa Jan. 25, 1974. Tom and his wife Lynn have one son, David. Born 9/12/46.



Coyer



Green

Larry Coyer Defensive Coordinator

An outstanding defensive back and wrestler at Marshall, Coyer was named that school's athlete of the year as a senior. He served on the staff of his alma mater, then took high school jobs at Martins Ferry and Massillon in Ohio. He was on Bob Commings' staff at Massillon. Coyer was at Bowling Green a year before joining the Iowa staff Dec. 20, 1973. A native of West Virginia, he and his wife Janice have one son, Matthew. Born 4/19/43.

Dennis Green Receivers

A former Hawkeye who ranks ninth on Iowa's career scoring list, Green was a graduate assistant at his alma mater before serving on the Dayton staff. He was a tailback-wingback at Iowa and as a sophomore ran for 175 yards against TCU, a one-game performance that ranks fifth in the Hawkeye record book. A native of Harrisburg, Pa., he joined the Iowa staff Jan. 2, 1974. He and his wife Margie have two children, Patti and Jeremy. Born 2/17/49.



Beckman



Cecchini

Dan McDonald
Defensive Line

A defensive end for three consecutive first-division teams at Iowa, McDonald captained the Hawkeyes his senior year. He was head coach at Regina of Iowa City before serving on the Iowa staff as a graduate assistant. He became a full-time assistant Mar. 1, 1974. A native of Saginaw, Mich., and an all-state football player there, he and his wife Patti have no children. Born 7/15/49.



Vernon



Wyatt

Kent Stephenson
Offensive Line

Captain of Northern Iowa's 1964 conference championship team, Stephenson coached at Wayne State, North Dakota, Oklahoma State and SMU before joining the Iowa staff Dec. 21, 1973. Oklahoma State ranked eighth in the nation in rushing, SMU ninth, when he coached at those schools. A native of Anita, Ia., he and his wife Shirley have two children, Heide and Kyle. Born 2/4/42.

Howard Vernon
Offensive Coordinator

Vernon started the most successful high school football program in Iowa at East Waterloo, where he had three straight perfect seasons. He then became the school's principal before moving back into coaching at Iowa Jan. 9, 1973. His high school coaching record is 72-28-2. A two-sports star at Upper Iowa, he is a member of the Iowa Coaches Hall of Fame and was named coach of the year in 1967. He and his wife Alma have two children, Howie and Vicki. Born 4/16/35.

Bernie Wyatt
Defensive Ends

An MVP for Iowa as a junior in 1960, Wyatt was a defensive back who intercepted seven career passes and played in the Blue-Gray game following his senior season. He coached at Regina of Iowa City and Lindenhurst, N.Y., before returning Jan. 15, 1974, to coach at his alma mater. An All-American prep at Amityville, N.Y., he and his wife Barbara have two sons, Brad and Barry. Born 8/21/38.



McDonald



Stephenson

Pronunciation Guide

75	Bob Blaha	BLAH-ha	55	Dan LaFleur	la-FLURE
44	Scott Boettner	BET-ner	58	Mike Lopos	LOPE-pus
54	Gary Crull	KRUL	50	Jock Michelosen	mike-el-LOSEN
43	Earl Douthitt	DOUBT-it	19	Eugene Mollet	MOLL-it
32	Kerry Feuerbach	FEWER-bok	9	Bobby Ousley	OWS-lee
91	Mike Frantz	FRAUNTZ	70	Warren Peiffer	PIE-fer
93	Jeff Haug	HOWG	8	Nick Quartaro	kwar-TEAR-oh
86	Lynn Heil	HILE	10	Doug Reichardt	RYE-cart
56	Jim Hilgenberg	HIL-gun-berg	45	Dan Steinke	STANG-kee
53	Bob Jeschke	JES-kee	25	Mark Urchek	IR-chek
96	Mike Klimczak	KLIM-zack	69	Steve Wojan	WO-yan
71	Gary Ladick	LADD-ik	80	Brandt Yocom	YO-cum



Bill Whisler—Varsity Reserve Coach

As an offensive end for the Hawkeyes, Whisler caught 30 passes for 444 yards and four touchdowns. He played in the North-South game following his senior season. He played 10 years in the Canadian League as a defensive end—at Winnipeg, Vancouver and Montreal—and made all-league four times. He played in the first Canadian all-star game. Bill was on the coaching staff at Yankton College before coming to Iowa Feb. 27, 1974. Born 11/15/40.

Hall of Fame Hawkeyes

Eleven men who have been associated with Iowa football are members of the Hall of Fame, named by the National Football Foundation and/or the Helms Athletic Foundation.

Six men have been named to the Halls of both foundations: Howard Jones, coach; Nile Kinnick, player; Gordon Locke, player; Fred (Duke) Slater, player; Dr. Edward Anderson, coach; Edward (Slip) Madigan, coach.

Four men have been named to the Hall of the Helms Foundation: Calvin Jones, player; Ossie Solem, coach; Emlen Tunnell, professional player; Eric Wilson, publicist.

Aubrey Devine was named to the NFF Hall as a player.

Pre-Season Depth

Offense

SE Bill Schultz, 178, So.*
 LT Rod Walters, 224, Jr.**
 LG Joe Devlin, 252, Jr.*
 C Ed Myers, 223, So.*
 RG Dan McCarney, 227, Sr.**
 RT Warren Peiffer, 243, Sr.**
 TE Brandt Yocom, 210, Sr.*
 QB Bobby Ousley, 181, Sr.**
 LH Jim Jensen, 227, Jr.**
 RH Rod Wellington, 214, Jr.**
 FB Mark Fetter, 191, Jr.**

Jim McNulty, 176, Jr.*
 Dave Jackson, 182, Sr.*
 Gary Ladick, 243, Jr.
 Dave Butler, 251, Jr.
 Jock Michelosen, 223, Sr.**
 Bruce Davis, 232, So.
 Aaron Leonard, 265, So.
 Rick Marsh, 234, Jr.*
 Doug Reichardt, 181, So.
 Butch Caldwell, 195, Jr.**
 Sid Thomas, 190, Sr.*
 Eugene Mollet, 160, Jr.
 Bob Garver, 210, Jr.

Defense

LE Lynn Heil, 222, Sr.**
 LT Steve Wojan, 235, So.
 MG Larry Bush, 211, Sr.*
 RT Lester Washington, 227, Jr.**
 RE Dave Wagner, 209, So.*
 LLB Dan LaFleur, 217, Sr.**
 RLB Andre Jackson, 220, Jr.**
 LC Earl Douthitt, 187, Sr.**
 RC Shanty Burks, 187, So.*
 SS Bob Elliott, 173, Sr.*
 FS Rick Penney, 185, Sr.**

Mark Phillips, 229, Sr.
 Mike Lopos, 220, Sr.
 Dave Bryant, 216, Jr.**
 Bruce Hanson, 234, So.
 Steve Walker, 199, Jr.*
 Dennis Armington, 190, Sr.
 Bill Edwards, 214, Jr.
 John Campbell, 203, Jr.**
 Dave VanderHeyden, 195, So.
 Jim Caldwell, 178, So.*
 Roger Stech, 175, So.
 Bob Salter, 172, Jr.*

Depth for Final Game of 1973

UNDERLINED PLAYERS ON 1974 ROSTER

Offense

TE Ike White Tom Cabalka
 LT Jim Waschek Warren Peiffer
 LG Joe Devlin Rick Marsh
 C Jock Michelosen ... Roger Jerrick
 RG Rod Walters Dan McCarney
 RT Ernie Roberson ... Gary Ladick
 SE Brian Rollins Jim McNulty
 QB Butch Caldwell ... Bobby Ousley
 FB Jim Jensen Doug Nelson
 TB Mark Fetter Rod Wellington
 HB Bill Schultz Dave Jackson

Defense

LE Nate Washington Lynn Heil
 LT Lester Washington . Greg Hearn
 MG Mark Essy Dave Bryant
 RT Tyrone Dye Steve Wojan
 RE Dan Dickel Dave Wagner
 LLB Dan LaFleur Marty Smith
 RLB John Campbell . Kerry Feuerbach
 LC Jim Caldwell Sid Thomas
 RC Earl Douthitt Steve Walker
 SS Ed Donovan Shanty Burks
 FS Bob Salter Roger Stech

The Outlook

Bob Commings has had a good opportunity to survey the personnel on his first Iowa football team. "We're better off than I thought we'd be," says the Hawkeyes' new head coach. Commings has the task of correcting a program that suffered through its worst season in 1973 (0-11) and plays four top-ranked opponents the first four weeks of the 1974 campaign.

There are, however, some positive things for the new coaching staff to talk about. More than 40 lettermen are on the roster and key personnel losses are few. Commings installed a wing-T offense and a 5-2 "reading" defense during spring practice, which he labeled a success.


"We've got some good first-line players," notes the new coach, "but our lack of depth at almost all positions is startling. The exception is the defensive secondary. We're hopeful that a few incoming freshmen will give us depth immediately, and as the season progresses a few more can move into supporting roles."

Several potential starters missed spring drills, mostly because of injuries, and their presence will be a boost. "The only thing I'm concerned about is that they may be mentally out of tune," says Bob. "We did a lot of attitude coaching in the spring and when drills ended this squad was really together." A total of 16 starters return from the 1973 final game, including seven on offense and nine on defense.

THE OFFENSE: Most of the key players are back, including those who produced 16 of the 18 touchdowns Iowa scored in

1973. Four of the top five rushers return, headed by halfback Jim Jensen, who ran for 505 yards and six touchdowns as a fullback in 1973, and quarterback Butch Caldwell (312 yards, 4 TDs).

"I believe we'll have a good offensive line and our running backs have real potential," says Commings. "We'd like to balance a good running attack with a high-percentage passing game. You must run to beat people."



Jim Jensen

The important quarterback position will have nine candidates when fall drills open. Veterans Caldwell and Bob Ousley are the leaders, but competition will come from sophomore Doug Reichardt and possibly Rob Fick, who started the final two games of 1971, made no appearances in 1972 and was not on the squad last year.

"Our quarterbacks have ability and they made great progress during the spring," declared Commings. "We naturally like the quarterback who can make the big play but more important, he cannot give the damn thing away. We cannot come up third and 16. We've got to decide on our best three quarterbacks, then pick the one who can win for us."

The biggest loss is all-Big Ten wide receiver Brian Rollins, but Bill Schultz



Bob Ousley

caught 14 passes for 314 yards and two touchdowns in his freshman year, including a 78-yard bomb at Ohio State.

THE DEFENSE: A big improvement must be made in this area in order for Iowa to have any success. The Hawkeyes yielded 401 points last fall. End Dan Dickel is the only major loss.

Co-Captain Earl Douthitt, an all-Big Ten second team choice for two seasons, returns to head up a secondary that ranked No. 3 in the nation in pass defense in 1973 and is considered Iowa's No. 1 strength. Douthitt excels on kickoff returns and set an NCAA record for return yardage last fall.

Linebacker was a troublesome spot for last year's Hawkeyes and three men who figure to play a key role missed spring drills. One was Andre Jackson, who led the Big Ten in tackles during a sensational freshman season but spent much of last fall on the injured list.

"We need to get all our linebackers healthy and I think we'll be respectable," says Commings. "Our secondary could be super and we're at least two deep there. We must develop some solid reserve strength in the line."

Returning players include all eight who intercepted passes and 11 of the top 12 tacklers. Some of the best defenders should be end Lynn Heil, tackle Lester Washington, and safeties Bob Elliott and Rick Penney.

KICKING GAME: The punting and placement jobs are both open, although Joe Heppner (36.8 average) will try to win back the punting duties. Nick Quartaro, a transfer from Xavier (which dropped football) is expected to handle kick-offs, field goals and extra points.

The Squad

****Dave Bryant—MG, 6-1, 216, Jun., Waterloo, Ia.**

COLLEGE—Enters fall practice as No. 2 middle guard. Sat out spring practice recovering from knee surgery. Started most games last year while totaling 38 solo and 16 assisted tackles. Had four tackles for a minus 21 yards. Recovered one opponent fumble and intercepted a pass. Career totals of 58 solo and 25 assisted tackles plus 10 tackles for a minus 55 yards. Saw considerable action as a freshman. HIGH SCHOOL—Lettered three times as a guard at East. Named to the second all-state team as a senior. Member of undefeated teams final two years of high school. PERSONAL—Born June 25, 1953, in Waterloo. Nicknamed Hambone and Gazzard. Business major.

***Shanty Burks—DB, 6-0, 187, Soph., Detroit, Mich.**

COLLEGE—Ended spring drills as No. 1 right cornerback. Credited with six solo tackles in spring game. Saw little action as a freshman, making only two solo and two assisted tackles. Intercepted one pass and ran it back 46 yards in a varsity reserve game. HIGH SCHOOL—Won six letters at Chadsey; three in football and three in track. Also played basketball, but didn't letter. Captained 1972 football team. Named all-city in track and football during senior year. Helped Chadsey to conference track championship in 1972. PERSONAL—Born April 9, 1955, in Detroit. Nicknamed LeRoy. Business major.

***Larry Bush—MG, 6-0, 211, Sen., Bettendorf, Ia.**

COLLEGE—Had excellent spring and enters fall practice as No. 1 middle guard. Credited with one solo and two

assisted tackles in spring game. Saw limited action last season and lettered. Sat out the 1972 season with a knee injury. HIGH SCHOOL—Won seven letters at Assumption: two each in football and track and three in wrestling. Named all-city and -league in football and wrestling while captaining both teams during senior year. Made all-state as a football guard-tackle during final year. PERSONAL—Born June 23, 1953, in Davenport. Business administration major.

***Jim Caldwell—DB, 5-11, 178, Soph., Beloit, Wis.**

COLLEGE—Ended spring drills as the No. 2 right cornerback. Saw considerable action as a part-time starter during freshman season. Intercepted one pass and returned two punts for 64 yards. Set an Iowa record by blocking five placements. Credited with two touch-down saves and six passes defended. Totaled 30 solo and nine assisted tackles for a minus 23 yards. HIGH SCHOOL—Won nine letters at Memorial: three each in football, basketball and track. Captained football and basketball teams during senior year. Named first team all-state in football during final year. Holds Memorial 100- and 440-yard dash records. Member of the National Honor Society. PERSONAL—Born Jan. 16, 1955, in Beloit, Wis. English major.

****Butch Caldwell—QB, 6-1, 195, Jun., Dayton, O.**

COLLEGE—Begins fall practice as the No. 3 quarterback after missing half of spring practice with a neck injury. Started half the games last season. Ended up as the No. 2 rusher with 312 net yards and four touchdowns. Had two 100-yard games. Completed 36 of 99 passes for 549 yards and two touch-

downs. Ninth in Big Ten total offense, averaging 83.1 yards in conference games. Passed for 372 yards in conference play to rank eighth. Career totals of 372 rushing yards and 796 passing yards, completing 64 of 171. Scored six touchdowns and 40 points. Averaging 2.6 yards per carry at Iowa. HIGH SCHOOL—Won six letters at Roth: three in football, two in basketball, and one in track. Named all-city in football three straight years. Captained football squad senior year. PERSONAL—Born Jan. 4, 1954, in Dayton, O. Plays the drums and is nicknamed the Godfather. Business administration major.

****John Campbell—LB, 6-0, 203, Jun., Toledo, O.**

COLLEGE—Missed spring practice following leg surgery. Enters fall practice as No. 3 right linebacker. Started six games in 1973. Totaled 35 solo and 30



Butch Caldwell

assisted tackles plus two tackles for a minus three yards. Recovered two opponent fumbles. As a freshman he started three games at center. HIGH SCHOOL—Won three letters in football as a linebacker-center at Scott. Captained 1971 championship football team. Named to the all-state second team as a senior. PERSONAL—Born Jan. 6, 1954, in Toledo, O. Physical education major.

***Joe Devlin—OG, 6-5, 252, Jun., Malvern, Pa.**

COLLEGE—Begins fall practice as No. 1 offensive left guard. Started most games as a sophomore. Saw only limited action as a freshman. HIGH SCHOOL—Eight-letter winner at Great Lakes High School in Charlestown, Pa.: four in football, one in baseball and three in basketball. Named all-city and all-conference while captaining football team his senior year. PERSONAL—Born Feb. 23, 1954, in Phoenixville, Pa. Pre-medicine major.

***Ed Donovan—HB, 6-0, 176, Soph., Solon, Ia.**

COLLEGE—Converted to offensive back following spring practice. Enters fall as the No. 3 left halfback. Started a few games at strong safety last season. Totaled 19 solo and 10 assisted tackles plus two tackles for a minus 8 yards. Credited with one touchdown save. Ranked fifth in Big Ten kickoff returns with 204 yards in 12 returns. HIGH SCHOOL—Won 13 letters at Solon: four each in football, basketball and track, and one in baseball. Captained football, track and basketball teams his senior year. Named all-conference in football and basketball and all-state in football his final year. Set conference rushing record in football and scoring record in basketball. PERSONAL—Born Mar. 13, 1955, in Iowa City, Ia. Liberal arts major.

****Earl Douthitt—DB, 6-2, 187,
Sen., Cleveland, O.**

COLLEGE—Co-captain who enters fall practice as the No. 1 left cornerback. Has started every game the last two seasons. Set an NCAA record for kick-off return yardage last season when he returned 43 kicks for 994 yards. His 29 returns for 689 yards ranked No. 1 in the Big Ten. He intercepted two passes last season and ran back one 47 yards for a touchdown against Michigan. Team's fourth leading tackler in 1973 with 55 solo and 30 assisted tackles plus seven tackles for a minus 16 yards. Blocked one kick and had four touchdown saves. Named to the all-Big Ten second team two years in a row. As a sophomore he ranked sixth in the nation in kickoff returns with a 24.6 yard per return average. Career totals show 106 solo and 51 assisted tackles with 12 tackles for a minus 29 yards. HIGH SCHOOL—Won three letters in football and basketball at John Hay. Named to the Ohio all-state team while captaining the football squad his senior year. Played offense and defense in high school. PERSONAL—Born Sept. 8, 1952, in Cleveland, O. Business major.

****Tyrone Dye—DT, 6-4, 252,
Jun., Gary, Ind.**

COLLEGE—Enters fall campaign as No. 3 defensive left tackle. Started most games as a sophomore at defensive tackle. Sixth leading tackler last season with 36 solo and 34 assisted tackles. Also had four tackles for a minus 23 yards. Had one tackle forcing a fumble and recovered one opponent fumble. Credited with one touchdown save. Career totals show 62 solo and 45 assisted tackles plus seven tackles for a minus 32 yards. HIGH SCHOOL—Lettered in football, basketball and track at Emer-

son. Played center in basketball and threw the shot in track. PERSONAL—Born June 17, 1953, in Gary, Ind. Liberal arts major.

***Bob Elliott—DB, 5-10, 173,
Sen., Iowa City, Ia.**

COLLEGE—Ended spring drills as the No. 1 strong safety. Broken arm sidelined him last season. Credited with 14 solo and 11 assisted tackles in 1972, but missed more than half of that season with a broken thumb. Played catcher for 1973 Iowa baseball team until breaking his arm on final weekend of season. Had a .233 batting average. Recipient of this year's Nile Kinnick Scholarship. Named to the Big Ten second all-academic football team in 1972. HIGH SCHOOL—Earned eight letters at Ann Arbor Pioneer and Iowa City West: three each in football and baseball and two in basketball. Selected to the Michigan all-state team in 1970 while leading Ann Arbor to conference football championship. PERSONAL—Born May 6, 1953, in Iowa City. Pre-law major.

***Mark Essy—LB, 5-10, 221,
Sen., Des Moines, Ia.**

COLLEGE—Ended spring drills as a reserve linebacker. Started a few games last season at middle guard while collecting 20 solo and three assisted tackles. Also had three tackles for a minus seven yards and one opponent fumble recovery. Had two solo tackles in spring game. Saw only limited action as a sophomore. HIGH SCHOOL—Won two letters each in football and wrestling at Dowling. Played on state championship teams as an offensive guard in 1969 and 1970. PERSONAL—Born Oct. 17, 1953, in Des Moines. Favorite food is rice. Pre-medicine major.

****Mark Fetter—FB, 6-0, 191,
Jun., Chelsea, Ia.**

COLLEGE—Begins fall as the No. 1 fullback. Ran for two touchdowns in spring game. Started several games at tailback last season. Third leading rusher on team with 263 yards and one touchdown in 73 attempts. Third leading receiver with seven receptions for 43 yards and a touchdown. Returned four kickoffs for 118 yards, one for 71 yards. Started most games as a freshman, used primarily as a blocking back. Rushed 18 times for 44 yards in 1972 and ran back eight kickoffs for 194 yards. Named the most improved running back after 1973 spring drills. HIGH SCHOOL—Lettered three times each in football and basketball and twice in track at South Tama. Gained over 2,500 yards during career, including 1,142 yards and 130 points as a senior. Captained team to 1971 conference football championship. Named all-state and all-American in football and all-conference in basketball. PERSONAL—Born Sept. 18, 1953, in Belle Plaine, Ia. Liberal arts major.

***Rob Fick—QB, 6-2, 205,
Sen., Oelwein, Ia.**

COLLEGE—In his fifth year of eligibility. Saw no varsity action in 1972 and wasn't on squad last season. Missed 1974 spring practice. Started final two games of 1971 season. Rushed for 25 yards in 13 attempts and passed for 198 yards while completing 17 of 45 passes. Top rusher with 4.2 average on 1970 freshman team. HIGH SCHOOL—Won 12 letters in football, basketball, track and baseball at Oelwein. Was all-state in football and captained team as a senior. Was student body president. PERSONAL—Born Oct. 3, 1951, in Oelwein. Pre-law major.

****Lynn Heil—DE, 6-6, 222,
Sen., Charlotte, Ia.**

COLLEGE—Ended spring practice as the No. 1 defensive left end. Missed most of 1973 season with a broken hand, but did play enough to gain 14 solo and five assisted tackles plus one tackle for a minus five yards. Started most games as a sophomore while being credited with 25 solo and 19 assisted tackles. Had five tackles for a minus 35 yards and made two tackles that forced fumbles. HIGH SCHOOL—Won six letters at Northeast Community: three in football, two in basketball and one in baseball. All-state as a senior in football. PERSONAL—Born Jan. 8, 1953, in Clinton, Ia. Engineering major.

****Andre Jackson—LB, 6-2, 220,
Jun., Dixmoor, Ill.**

COLLEGE—Missed over half the 1973 season with a neck injury and all of spring practice because of knee surgery. Comes into fall practice as the No. 1 right linebacker. Totaled 51 solo and 27 assisted tackles in only six games last season to rank fifth among the Hawkeyes. Led the Big Ten in tackles as a freshman with 69 solo and 75 assisted tackles. Led the Hawkeyes in all games with 83 solo and 88 assisted tackles. He was the first freshman to be named AP and UPI Midwest lineman of the week twice in a season. During his freshman year he had at least 20 tackles in three games and at least 10 in nine of eleven games. Named to the FOOTBALL NEWS rookie all-American team and the all-Big Ten second team after coming to Iowa as a walk-on. Bench presses over 450 pounds. HIGH SCHOOL—Lettered as a linebacker for Thornton. Captained the team his senior year, named to the all-conference team. PERSONAL—Born May 11, 1954, in Chicago, Ill. Pre-law major.

**Dave Jackson—SE, 6-3, 182,
Sen., Waterloo, Ia.**

COLLEGE—Begins fall practice as the o. 3 split end. Caught five passes for 33 yards last season. Caught 12 passes for 184 yards in varsity reserve action in 1973. Playing out his fifth year of eligibility after missing 1971 with a leg injury and 1972 because of ineligibility. Led 1970 freshman team in pass receiving with nine catches for 202 yards. Caught winning touchdown pass against Iowa State freshmen. Averaged 4.5 for freshman basketball team in 1971. HIGH SCHOOL—Won eight letters at East: three each in basketball and baseball and two in football. All-state honors in all three sports as a senior. Captained football and basketball teams during final year. PERSONAL—Born Dec. 27, 1952, in Waterloo. Plays the bass guitar and is nicknamed Snake. Social work major.

****Jim Jensen—HB, 6-4, 227,
Jun., Davenport, Ia.**

COLLEGE—Led Hawkeyes in rushing last season with 509 net yards in 111 attempts for a 4.6 yard per carry average. Scored five touchdowns on the ground. Caught five passes for 33 yards and one touchdown. His 40 points led all Hawkeyes. He returned two kickoffs for 21 yards. Finished 16th in conference rushing with 397 yards in 81 attempts. Finished 13th in Big Ten scoring with 32 points. As a freshman he rushed only 12 times for 20 yards and caught four passes for 39 yards. Ended spring drills as No. 1 left halfback. Carried six times for 16 yards in spring game. HIGH SCHOOL—Won seven letters at Central: two each in football and basketball and three in track. Named all-state in football as a senior. Captained track team to state title in 1971. State pentathlon champion as a junior

and high and low hurdle champion as a senior. PERSONAL—Born Nov. 28, 1953, in Waterloo, Ia. Plays the guitar and harmonica. Liberal arts major.

****Dan LaFleur—LB, 6-1, 217,
Sen., Jefferson, S.D.**

COLLEGE—Enters the fall campaign as the No. 1 left linebacker. Leading Hawkeye tackler last season with 75 solos and 52 assists. Had seven tackles for a minus 46 yards. Credited with two tackles forcing fumbles and two opponent fumble recoveries and one blocked kick. Had only three solo and two assisted tackles as a sophomore. Ran back an interception 84 yards for a touchdown against Minnesota freshmen in 1971. HIGH SCHOOL—Won 12 letters: four each in football and track, three in basketball and one in baseball while attending Jefferson and Sioux City Heelan high schools. All-state in football in 1970 and all-city in basketball in 1971. Captained 1970 football and 1971 track teams. PERSONAL—Born Dec. 26, 1952, in Sioux City, Ia. Business major.

***Rick Marsh—TE, 6-5, 234,
Jun., Cedar Rapids, Ia.**

COLLEGE—Used at several positions in two seasons. Played offensive guard most of 1973. Has been at running back and defensive line positions. Switched to tight end during the spring and ended practice as the No. 2 man. Missed most of his freshman season because of a head injury. Carried the ball 25 times for 96 yards as a varsity reserve running back. Caught one pass for 12 yards. HIGH SCHOOL—Won 10 letters at Jefferson: three each in football and basketball and four in track. Named to the all-state football team as a senior. Conference shot put champion as a junior and senior. PERSONAL—Born Feb. 1, 1954, in Cedar Rapids, Ia. Liberal arts major.

****Dan McCarney—OG, 6-1, 227,
Sen., Iowa City, Ia.**

COLLEGE—Co-Captain and No. 1 offensive right guard going into fall practice. Started most games last year after starting twice as a sophomore. Extremely dedicated athlete who has increased his weight some 25 pounds, which complements his natural quickness. **HIGH SCHOOL**—Won two letters each in football, wrestling and track at City High. Named all-state in football as a senior while leading team to conference championship. **PERSONAL**—Born July 28, 1953, in Iowa City, Ia. Physical education major.

***Jim McNulty—SE, 6-0, 176,
Jun., Bloomington, Ind.**

COLLEGE—Ended spring practice as No. 2 split end. Caught three passes for 29 yards last season while seeing limited action. Scored on a two-point conversion. Caught 12 passes for 126 yards in varsity reserve action as a freshman. **HIGH SCHOOL**—Lettered twice in football at South. Led team to conference championship while being named all-state his senior year. Named to the Scholastic Magazine all-American team that same season. **PERSONAL**—Born Feb. 12, 1954, in Superior, Wis. Brother Ted is a former Indiana quarterback. Business major.



LaFleur, Dye and A. Jackson

****Jock Michelosen—C, 6-2, 223
Sen., Pittsburgh, Pa.**

COLLEGE—Begins fall practice as No. 2 center. Has started about half the games over the last two seasons. Plagued with ankle injuries since coming to Iowa. **HIGH SCHOOL**—Won one basketball and two football letters at Ballwin. All-state in football in 1970. Captained both the football and basketball teams during his senior year. **PERSONAL**—Born Mar. 18, 1953, in Pittsburgh, Pa. Father, John, is a talent scout for the San Francisco 49ers and former head football coach at Pitt. Business administration major.

**Eugene Mollet—HB, 5-9, 160,
Jun., Jefferson, S.D.**

COLLEGE—Enters fall practice as No. 2 right halfback. Came to Iowa from Mason City Junior College. **HIGH SCHOOL**—Won four letters at Sioux City (Ia.) Heelan: two in track and two in football. Captained football team senior year while being named all-state. Won the state's 100- and 220-yard dashes in times of 9.8 and 21.5 seconds, respectively, as a senior. **PERSONAL**—Born Sept. 24, 1953, in Sioux City, Ia. Business administration major.

***Ed Myers—C, 6-1, 223,
Soph., Kent, O.**

COLLEGE—Will begin fall practice as the No. 1 center. Started a few games last year while seeing considerable action. **HIGH SCHOOL**—Lettered twice in football and once in wrestling at Ravenna. Captained football team to conference championship his senior year. Named all-conference that same season. **PERSONAL**—Born Feb. 3, 1951, in Ravenna, O. Father is a chief of police. Brother, Steve, is the No. 1 center at Ohio State. Liberal arts major.

****Bobby Ousley—QB, 6-0, 181,
Sen., Detroit, Mich.**

COLLEGE—Comes into fall practice as the No. 1 quarterback. Completed six of 13 passes for 82 yards including a 16-yard scoring strike in the spring game. Started two games as a junior and three as a sophomore. Completed 12 of 29 passes for 113 yards last season, and 20 of 44 passes for 222 yards as a sophomore. HIGH SCHOOL—Lettered seven times at MacKenzie: three each in football and basketball and once in tennis. Named all-city while captaining football team his senior year. Passed for a record 269 yards and three touchdowns in one game. PERSONAL—Born Sept. 19, 1953, in Ashburn, Ga. Physical therapy major.

***Steve Paulson—SE, 6-0, 188,
Sen., Council Bluffs, Ia.**

COLLEGE—Sat out last season with a knee injury and also missed spring practice. Caught six passes for 58 yards in a reserve role in 1972. Caught eight passes for 115 yards in varsity reserve action in 1972. Second leading receiver on 1971 freshman squad. HIGH SCHOOL—Lettered eight times at Jefferson: three each in football and baseball and twice in basketball. Named all-conference in football and baseball and all-city in basketball as a senior. Led conference hitters with a .440 average in 1971. PERSONAL—Born Oct. 15, 1953, in Council Bluffs, Ia. Business major.

****Warren Peiffer—OT, 6-5, 243,
Sen., Keota, Ia.**

COLLEGE—Ended spring drills as the No. 1 right offensive tackle. Has started a few games in varsity competition at Iowa. HIGH SCHOOL—Lettered eight times at Keota: three each in football and track and two in basketball. Captained all three teams in his senior year.

Named all-conference in basketball and track as a junior and senior. PERSONAL—Born July 7, 1953, in Ottumwa, Ia. Business major.

****Rick Penney—DB, 6-0, 185,
Sen., Geneseo, Ill.**

COLLEGE—Enters fall practice as the No. 1 free safety. Finished third among Hawkeye tacklers last season with 56 solos and 30 assists. Had one tackle forcing a fumble, one opponent fumble recovery and one touchdown save. Intercepted two passes and ran back 16 punts for 62 yards. Named to the second all-Big Ten team as a sophomore when he ranked third in interceptions with five. Ranked fourth in punt returns that same year with 18 returns for 143 yards. Career totals show 122 solo and 64 assisted tackles. Top scorer on 1971 freshman team. HIGH SCHOOL—Won nine letters at Darnall: three each in football, basketball and track. All-state while captaining 1970 football team. Holds conference basketball record of 44 points in a game. PERSONAL—Born June 24, 1953, in Thornton, Ill. Brother, Steve, was a fullback at Iowa. Business major.

**Doug Reichardt—QB, 6-0, 181,
Soph., Des Moines, Ia.**

COLLEGE—Begins fall practice as the No. 2 quarterback. Saw no varsity action in 1973. Second leading varsity reserve runner with 147 net yards in 37 carries for a 4.0 yard per carry average and one touchdown. Completed 9 of 31 passes for 96 yards. HIGH SCHOOL—Won eight letters at Roosevelt: three each in football and tennis and two in basketball. Captained football and tennis teams during senior year while being named all-state in both sports. Member of the state championship tennis doubles team, and won conference singles title as a senior. PERSONAL—Born



Bill Schultz

Sept. 12, 1954, in Washington, D.C. Father, Bill, was an all-American full-back at Iowa and was the Big Ten's MVP in 1951. Nicknamed Sneak. Liberal arts major.

***Bob Salter—DB, 6-2, 172, Jun., Pittsburgh, Pa.**

COLLEGE—Was pushing for No. 1 free safety spot when spring drills ended. Credited with 37 solo and 30 assisted tackles last season. Intercepted two passes and had one tackle forcing a fumble. Selected the most improved defensive back following 1974 spring drills. Broad jumper on the track team. HIGH SCHOOL—Won two letters in football and three in track at South Hills. Captained football and track teams as a senior. Named all-city in football during final year. PERSONAL—Born Nov. 18, 1953, in Pittsburgh, Pa. Brother, Brian, plays with the Washington Redskins. Physical education major.

***Bill Schultz—SE, 5-10, 178, Soph., Iowa City, Ia.**

COLLEGE—Enters the fall as the No. 1 split end. Caught four passes for 62 yards, including a 16-yard scoring reception in spring game. Started over half the games last season and was team's No. 2 receiver. Caught 14 passes

for 314 yards and two touchdowns, including a 78-yard TD catch at Ohio State. HIGH SCHOOL—Won six letters at City High: four in baseball and two in football. Named all-conference and all-state in football as a senior. Named to the Sunkist all-American team in 1972. Holds conference record for number of receptions and yards in a season. PERSONAL—Born Nov. 27, 1954, in Iowa City. Father, Dick, is former Iowa basketball and baseball coach. Liberal arts major.

***Sid Thomas—HB, 6-3, 190, Sen., Detroit, Mich.**

COLLEGE—Completed spring drills as the No. 2 left halfback. Switched from a defensive back spot during spring drills. Saw little action because of an arm injury last season. Started last half of 1972 season at cornerback and had eight solo and five assisted tackles. Starting defensive back on 1971 freshman team. HIGH SCHOOL—Earned three letters in football and basketball at Martin Luther King. Named all-state in football as a senior while captaining team. Coached by former Iowa player Bobby Grier. PERSONAL—Born Oct. 21, 1952, in Detroit, Mich. Plays saxophone and organ. Physical education major.

***Dave Wagner—DE, 6-1, 209, Soph., Austin, Minn.**

COLLEGE—Completed spring practice as the No. 1 defensive right end. Saw considerable varsity action as a freshman, getting 10 solo and two assisted tackles plus three tackles for a minus 12 yards. HIGH SCHOOL—Won four letters at Austin: two each in football and basketball. Named all-conference in football as a senior. Starter on state championship basketball team. PERSONAL—Born Oct. 16, 1954, in Austin, Minn. Liberal arts major.

***Mark Urchek—HB, 6-1, 193,
Sen., Rootstown, O.**

COLLEGE—Enters fall practice as a reserve halfback. Rushed 40 times for 67 yards in varsity reserve action last season. Caught two passes for 15 yards. Rushed 13 times for 25 yards as a varsity performer in 1972. One of the top running backs on the 1971 freshman team. HIGH SCHOOL—Won eight letters: three each in football and track and two in basketball. A two-time all-conference performer in football and track. PERSONAL—Born May 5, 1953, in Kent, O. Physical education major.

***Steve Walker—DE, 6-1, 199,
Jun., Tampa, Fla.**

COLLEGE—Begins fall drills as the No. 2 defensive right end. Started two games at strong safety last season. Credited with 12 solo and 10 assisted tackles plus one tackle for a minus four yards. Intercepted one pass for seven yards. HIGH SCHOOL—Won letters in football, basketball and track at Robinson. Captained the football and basketball teams his senior year while being named all-city in both sports. Named all-state in football in 1971. Set Robinson interception record as a senior defensive back. PERSONAL—Born Sept. 17, 1953, in Ottumwa, Ia. Member of the National Honor Society. History major.

****Rod Walters—OT, 6-3, 224,
Jun., Berkley, Mich.**

COLLEGE—Started every game last year at offensive guard. Converted to tackle in the spring and begins fall practice as the No. 1 offensive left tackle. Started last half of season at guard as a freshman. HIGH SCHOOL—Won two letters each in football, basketball and track. Selected all-state as a senior

in football. Captained football and basketball teams during senior season. Set school shot put record. Member of the National Honor Society. PERSONAL—Born Feb. 27, 1954, in Lansing, Mich. Liberal arts major.

****Lester Washington—DT, 6-3,
227, Jun., Kansas City, Mo.**

COLLEGE—Opens fall drills as the No. 1 defensive right tackle. Missed much of spring practice recovering from surgery. Has started almost every game since coming to Iowa. Credited with 33 solo and 24 assisted tackles last season. Had seven tackles for a minus 32 yards. Recovered one opponent fumble. Career totals show 55 solo and 50 assisted tackles plus 10 tackles for a minus 45 yards. HIGH SCHOOL—Awarded two letters each in football and basketball and one in track at Lincoln. Named to the all-city and all-conference football teams as a senior. PERSONAL—Born Feb. 3, 1954, in Kansas City, Kan. Plays guitar. Music major.

***Steve Welk—DT, 6-6, 251,
Jun., Muscatine, Ia.**

COLLEGE—Missed all of the 1972 season, most of last year and the entire spring practice because of knee problems. Begins fall practice as the No. 3 defensive right tackle. Totaled two solo and two assisted tackles plus one touchdown save last season. HIGH SCHOOL—Won six letters at Muscatine: three in football, two in basketball, and one in track. Captained football and basketball teams in senior year while being named all-conference on both. Member of the National Honor Society. PERSONAL—Born Mar. 20, 1953, in Muscatine. Business major.



Rod Wellington

****Rod Wellington—HB, 6-0, 214,
Jun., Chicago, Ill.**

COLLEGE—Begins fall practice as the No. 1 right halfback. Gained 182 yards in 45 attempts for a 4.0 average last season. Scored one touchdown. Rushed for more yards (117) against Ohio State last season than any other individual. Rushed 30 times for 136 yards in varsity reserve action last year. **HIGH SCHOOL**—Won three letters in football and four each in basketball and track at Howe Military. Named all-city and

all-conference in football, track and basketball in junior and senior years. Rushed for 224 yards in one game and 950 during his senior season. Scored 44 points in one game and 494 during his final basketball season. Won conference 100- and 220-yard dashes as a senior. **PERSONAL**—Born May 22, 1954, in Chicago, Ill. Plays guitar. Political science major.

**Steve Wojan—DT, 6-5, 235,
Soph., Wausau, Wis.**

COLLEGE—Begins fall practice as the No. 1 defensive left tackle. Saw only limited action as a freshman while collecting three solo tackles. Missed half of spring practice with an ankle injury. **HIGH SCHOOL**—Won two letters in football and one in basketball at West. Captained 1972 football team while being named all-conference. **PERSONAL**—Born Jan. 4, 1955, in Wausau. Plays the guitar. Editor of high school newspaper and winner of numerous writing awards. Journalism major.

***Brandt Yocom—TE, 6-1, 210,
Sen., Chariton, Ia.**

COLLEGE—Ended spring practice as the No. 1 tight end. Sat out the 1973 season with a knee injury. Team's third leading receiver in 1972 when he caught nine passes for 102 yards. Winner of the Daily Iowan spirit award in 1972. Caught two passes for 32 yards and a touchdown as a freshman. **HIGH SCHOOL**—Won eight letters at Chariton: two each in football and basketball and four in track. Captained football and basketball teams in senior year. All-state in 1970 in football. Member of two-mile relay team that won state championship. **PERSONAL**—Born Aug. 14, 1952, in Chariton. Business major.



Schembechler

MICHIGAN

Sept. 14—at Ann Arbor—1:30 p.m. EDT



Franklin

Head Coach—Bo Schembechler, 11 years, won 88, lost 23, tied 4

Ath. Director—Don Canham

Sports Info.—Will Perry

Office Phone—313/763-1381

Home Phone—313/971-6438

Enrollment—41,178

Michigan Stadium—101,001

Nickname—Wolverines

Colors—Maize and Blue

Returning Lettermen—32

Returning Starters—11

Conference—Big Ten

Series Record—Michigan, 22-4-3

The Outlook—Bo Schembechler's Michigan teams have lost six games in his five years at the helm, and that pace shouldn't be too difficult to keep up in 1974. Thirty-two lettermen return, and the Wolverines could start 19 seniors. Two-time all-conference quarterback Dennis Franklin returns to lead the offense, with vets Chuck Heater, Gil Chapman and Gordon Bell running behind him. The offensive line is deep with talent, but has no individual standouts. Defensively, all six starting linebackers and defensive backs return, including Steve Strinko and Dave Brown. No starters return to the defensive line, but all five No. 1 candidates have experience. Mike Lantry returns to do the extra-point and field goal kicking, and he should be kept busy doing both.

1974 Schedule

Sept. 14	Iowa
Sept. 21	Colorado
Sept. 28	Navy
Oct. 5	at Stanford
Oct. 12	Michigan St.
Oct. 19	at Wisconsin
Oct. 26	Minnesota
Nov. 2	at Indiana
Nov. 9	at Illinois
Nov. 16	Purdue
Nov. 23	at Ohio State



1973 Results (10-0-1)

Iowa	W 31-7
Stanford	W 47-10
Navy	W 14-0
Oregon	W 24-0
Michigan St.	W 31-0
Wisconsin	W 35-6
Minnesota	W 34-7
Indiana	W 49-13
Illinois	W 21-6
Purdue	W 34-9
Ohio State	T 10-10



Vermeil

UCLA

Sept. 21—at Iowa City—1:30 p.m. CDT



Kuykendall

Head Coach—Dick Vermeil, first year

Ath. Director—J. D. Morgan

Sports Info.—Vic Kelley

Office Phone 213/825-3732

Home Phone—213/784-3865

Enrollment—29,869

Los Angeles Coliseum—93,791

Nickname—Bruins

Colors—Navy Blue and Gold

Returning Lettermen—34

Returning Starters—10

Conference—Pacific Eight

Series Record—UCLA, 5-0

The Outlook—Dick Vermeil, who was named UCLA's head coach last December, inherits a team that has a lot of talent returning (34 lettermen), but also has a lot of talent missing (four all-Americans) from last year's 9-2 team. However, the lineup is still solid and the Bruins should make another run at the Pac Eight title. The quarterback position will be no problem, where junior John Sciarra, who averaged 7.5 yards per play as a part-timer last fall, returns to run Vermeil's veer offense. Other individual standouts include linebacker and all-American candidate Fulton Kuykendall and offensive guard Gene Clark. The biggest question mark seems to be running back, where the top three have graduated.

1974 Schedule

Sept. 14	Tennessee
Sept. 21	at Iowa
Sept. 28	Michigan St.
Oct. 5	at Utah
Oct. 12	Stanford
Oct. 19	Wash. St.
Oct. 26	at California
Nov. 2	at Wash.
Nov. 9	Oregon
Nov. 16	at Oregon St.
Nov. 23	USC



1973 Results (9-2)

Nebraska	L 13-40
Iowa	W 55-18
Michigan St.	W 34-21
Utah	W 66-16
Stanford	W 59-13
Washington St.	W 24-13
California	W 61-21
Washington	W 62-13
Oregon	W 27-7
Oregon St.	W 56-16
USC	L 13-23



Paterno

PENN STATE

Sept. 28—at Iowa City—1:30 CDT



Baiorunos

Head Coach—Joe Paterno, 8 years, won 75, lost 13, tied 1

Ath. Director—Edward Czekaj

Sports Info.—John Morris

Office Phone—814/865-1757

Home Phone—814/237-6321

Enrollment—27,000

Beaver Stadium—58,534

Nickname—Nittany Lions

Colors—Blue and White

Returning Lettermen—31

Returning Starters—9

Conference—Independent

Series Record—Penn State, 3-1-0

The Outlook—Penn State can't possibly top last year's 12-0 record; in fact, with only nine starters returning, the Nittany Lions will have a very difficult time matching it. Center Jack Baiorunos and quarterback Tom Shuman return to lead the offense, but Shuman lost four of his top five receivers and all three backfield mates, including Heisman Trophy winner John Cappelletti. All-Americans Ed O'Neil and Randy Crowder were lost from the defense, along with three other starters. Joe Paterno, the winningest coach in major college football, should be able to find replacements. Walt Addie and Tom Donchez will be the probable running backs, and tight end Dan Natale returns as Shuman's No. 1 target. All-American soccer player Chris Bahr also returns to kick field goals and extra points.

1974 Schedule

Sept. 14	Stanford
Sept. 21	Navy
Sept. 28	at Iowa
Oct. 5	at Army
Oct. 12	Wake Forest
Oct. 19	Syracuse
Oct. 26	at W. Virginia
Nov. 2	Maryland
Nov. 9	at NC State
Nov. 16	Ohio
Nov. 23	at Pittsburgh



1973 Results (12-0)

Stanford	W 20-6
Navy	W 39-0
Iowa	W 27-8
Air Force	W 19-9
Army	W 54-3
Syracuse	W 49-6
West Virginia	W 62-14
Maryland	W 42-22
NC State	W 35-29
Ohio	W 49-10
Pittsburgh	W 35-13
LSU	W 35-13



McKay

SOUTHERN CAL

Oct. 5—at Los Angeles—1:30 p.m. PDT



Haden

Head Coach—John McKay, 14 years, won 109, lost 35, tied 7

Ath. Director—John McKay

Sports Info.—Jim Perry

Office Phone 213/746-2224

Home Phone—213/479-1807

Enrollment—20,289

Los Angeles Coliseum—93,791

Nickname—Trojans

Colors—Cardinal and Gold

Returning Lettermen—33

Returning Starters—14

Conference—Pacific Eight

Series Record—USC, 3-2-0

The Outlook—With 33 lettermen and 14 starters returning, including four all-American candidates, Coach John McKay's Trojans appear to be a good bet for a third straight Rose Bowl trip. The offense, which scored at least two touchdowns in all but one contest last year, should be better, and the defense, which gave up 20 points per outing over the last eight games, almost certainly will be. Leading returnees include quarterback Pat Haden, who tied or set school marks for pass attempts, completions, and touchdowns as a junior; tailback Anthony Davis, who has rushed for 2,303 yards in two years; end J. K. McKay; and two-time all-American linebacker Richard Wood. Three starters each return to the offensive line, defensive line and defensive backfield.

1974 Schedule

Sept. 14	at Arkansas
Sept. 28	at Pittsburgh
Oct. 5	Iowa
Oct. 12	at Wash. St.
Oct. 19	at Oregon
Oct. 26	Oregon St.
Nov. 2	California
Nov. 9	at Stanford
Nov. 16	Washington
Nov. 23	at UCLA
Nov. 30	Notre Dame



1973 Results (9-2-1)

Arkansas	W 17-0
Georgia Tech	W 23-6
Oklahoma	T 7-7
Oregon State	W 21-7
Washington St.	W 46-35
Oregon	W 31-10
Notre Dame	L 13-24
California	W 50-14
Stanford	W 27-26
Washington	W 42-19
UCLA	W 23-13
Ohio State	L 21-42



Pont

NORTHWESTERN

Oct. 12—at Iowa City—1:30 p.m. CDT



Anderson

Head Coach—John Pont, 18 years, won 90, lost 85, tied 4

Ath. Director—Tippy Dye

Sports Info.—Jerry Ashby

Office Phone—312/492-5306

Home Phone—312/398-0318

Enrollment—6,500

Dyche Stadium—55,000

Nickname—Wildcats

Colors—Purple and White

Returning Lettermen—33

Returning Starters—12

Conference—Big Ten

Series Record—Iowa, 20-14-3

The Outlook—Fourteen points would have reversed Northwestern's 1973 record of 4-7. There is, of course, much room for improvement, especially on defense, where Northwestern gave up over 400 yards per Saturday. Six defensive starters return, including two-year veteran end Doug Belko, and secondary standouts Neil Little and Pete Shaw. Less improvement will be needed on offense, where Mitch Anderson returns to battle for his third consecutive conference passing title. Anderson, who holds two Big Ten records and five school marks, completed enough passes last year that three of the league's top six receivers were from Northwestern, and two—Billy Stevens and Wayne Frederickson—return. To keep opponents honest, running backs Rich Boothe, Greg Boykin and Jim Trimble, who combined for over 1000 yards in 1973, return, as do three veterans of the offensive line.

1974 Schedule

Sept. 14	at Mich. St.
Sept. 21	Notre Dame
Sept. 28	at Nebraska
Oct. 5	Oregon
Oct. 12	at Iowa
Oct. 19	Purdue
Oct. 26	Ohio State
Nov. 2	at Minnesota
Nov. 9	Indiana
Nov. 16	Wisconsin
Nov. 23	at Illinois



1973 Results (4-7)

Michigan St.	W 14-10
Notre Dame	L 0-44
Pittsburgh	L 14-21
Ohio	L 12-14
Iowa	W 31-15
Purdue	L 10-21
Ohio State	L 0-60
Minnesota	L 43-52
Indiana	W 21-20
Wisconsin	L 34-36
Illinois	W 9-6



Stoll

MINNESOTA

Oct. 19—at Minneapolis—1:30 CDT



Upchurch

Head Coach—Cal Stoll, two years, won 11, lost 11

Ath. Director—Paul Giel

Sports Info.—Otis Dypwick

Office Phone—612/373-5236

Home Phone—612/922-4248

Enrollment—40,000

Memorial Stadium—56,652

Nickname—Golden Gophers

Colors—Maroon and Gold

Returning Lettermen—28

Returning Starters—12

Conference—Big Ten

Series Record—Minnesota, 45-20-2

The Outlook—Coach Cal Stoll led Minnesota to a third-place Big Ten finish in his second year, but moving the Gophers any higher will be very difficult. Ten starters were lost due to graduation, including tight end Keith Fahnhorst, linebacker Mike Steidl and fullback John King. Also, No. 1 quarterback John Lawing decided to drop football to prepare for law school, and running back Larry Powell is a doubtful returnee because of an off-season illness. Some excellent personnel remains, however, such as halfback Rick Upchurch, who gained 841 yards last year, two-year linebacker vets Ollie Bakken and Paul Glanton, and secondary standouts Doug Beaudoin and Greg Engebos. Sophomore Tony Dungy is the only quarterback candidate who has taken a snap from center in college, so he should get the starting nod.

1974 Schedule

Sept. 14	Ohio State
Sept. 21	North Dakota
Sept. 28	Tex. Christian
Oct. 5	at Nebraska
Oct. 12	at Indiana
Oct. 19	Iowa
Oct. 26	at Michigan
Nov. 2	Northwestern
Nov. 9	at Purdue
Nov. 16	Illinois
Nov. 23	at Wisconsin



1973 Results (7-4)

Ohio State	L 7-56
North Dakota	W 41-14
Kansas	L 19-34
Nebraska	L 7-48
Indiana	W 24-3
Iowa	W 31-23
Michigan	L 7-34
Northwestern	W 52-43
Purdue	W 34-7
Illinois	W 19-16
Wisconsin	W 19-17



Blackman

ILLINOIS

Oct. 26—at Iowa City—1:30 p.m. CDT



Gow

Head Coach—Bob Blackman, 25 years, won 163, lost 69, tied 8

Ath. Director—Cecil Coleman

Sports Info.—Norm Sheya

Office Phone—217/333-1390

Home Phone—217/356-1898

Enrollment—33,000

Memorial Stadium—71,227

Nickname—Fighting Illini

Colors—Orange and Blue

Returning Lettermen—26

Returning Starters—12

Conference—Big Ten

Series Record—Illinois, 25-13-2

The Outlook—Offense will again key success or failure for Illinois, which scored less than two touchdowns in five of eight Big Ten games last season. Inexperienced quarterbacking and poor depth in the offensive line will be the main weaknesses for the Illini, who nonetheless should score some points if only because of the presence of sophomore placekicker Dan Beaver. He personally won two games for Illinois last year and set a school career field goal record in his rookie season with 12. The defense will be outstanding, with seven starters returning, including all-American candidate Mike Gow, who led the nation in interceptions last year with 10. If the offense, which will probably be quarterbacked by junior Jim Kopatz, moves the ball more effectively than last year, Coach Bob Blackman should have his first winning season at Illinois.

1974 Schedule

Sept. 14	Indiana
Sept. 21	at Stanford
Sept. 28	Wash. St.
Oct. 5	California
Oct. 12	at Purdue
Oct. 19	Michigan St.
Oct. 26	at Iowa
Nov. 2	at Ohio State
Nov. 9	Michigan
Nov. 16	at Minnesota
Nov. 23	Northwestern



1973 Results (5-6)

Indiana	W 28-14
California	W 27-7
West Virginia	L 10-17
Stanford	L 0-24
Purdue	W 15-13
Michigan St.	W 6-3
Iowa	W 50-0
Ohio State	L 0-30
Michigan	L 6-21
Minnesota	L 16-19
Northwestern	L 6-9



Agase

PURDUE

Nov. 2—at West Lafayette—1:30 p.m. EST



Northington

Head Coach—Alex Agase, 10 years, won 37, lost 64, tied 1

Ath. Director—George King

Sports Info.—Ted Haracz

Office Phone—317/494-8561

Home Phone—317/463-7745

Enrollment—26,442

Ross-Ade Stadium—69,200

Nickname—Boilermakers

Colors—Old Gold and Black

Returning Lettermen—33

Returning Starters—11

Conference—Big Ten

Series—Purdue, 32-16-2

The Outlook—Purdue should score points this year. Seven offensive starters return, including—except for graduated quarterback Bob Bobrowski—the top eight scorers and top eight rushers. Sophomore tailback Mike Northington, who scored five touchdowns against Iowa, and fullback Pete Gross will run the ball; split end Larry Burton and tight end Barry Santini will catch it; and Coach Alex Agase thinks either Mike Terrizzi or Craig Nagel, Bobrowski's backups last year, will be able to throw it. Defense may be a problem however. Only four starters return and three—tackles Stan Parker and Ken Novak, and guard Mark Gorgal—are in the defensive line. Thus, matching last year's 5-6 record would be an accomplishment, and Purdue will have to score a lot of points to do it.

1974 Schedule

Sept. 14	Wisconsin
Sept. 21	Miami (Ohio)
Sept. 28	at Notre Dame
Oct. 5	at Duke
Oct. 12	Illinois
Oct. 19	at Northwest'n
Oct. 26	at Mich. St.
Nov. 2	Iowa
Nov. 9	Minnesota
Nov. 16	at Michigan
Nov. 23	Indiana



1973 Results (5-6)

Wisconsin	W 14-13
Miami (Ohio)	L 19-24
Notre Dame	L 7-20
Duke	W 27-7
Illinois	L 13-15
Northwestern	W 21-10
Michigan St.	L 7-10
Iowa	W 48-23
Minnesota	L 7-34
Michigan	L 9-34
Indiana	W 28-23



Jardine

WISCONSIN

Nov. 9—at Iowa City—1:30 CDT



Marek

Head Coach—John Jardine, four years, won 16, lost 25, tied 2

Ath. Director—Elroy Hirsch

Sports Info.—Jim Mott

Office Phone—608/262-1811

Home Phone—608/233-5009

Enrollment—35,000

Camp Randall Stadium—77,280

Nickname—Badgers

Colors—Cardinal and White

Returning Lettermen—33

Returning Starters—16

Conference—Big Ten

Series Record—Wisconsin, 32-18-1

The Outlook—Wisconsin could lose its first six games and still have a good football team. Sixteen starters return from last year's 4-7 team (which lost four games by a total of 10 points) including the entire starting offensive backfield. Gregg Bohlig, No. 2 in the Big Ten in total offense and passing last season, will again quarterback John Jardine's Badgers. He can hand off to all-Big Ten junior tailback Bill Marek or fullback Ken Starch, who were the top two rushers for Wisconsin last year. Or Bohlig can pass to flanker Jeff Mack, who has led the Badgers in receiving each of the last two campaigns. Other positions are equally well-manned, with such returning stars as offensive tackle Dennis Lick, middle guard Mike Jenkins, linebacker Rick Jakious, defensive back Terry Buss and punter Ken Simmons.

1974 Schedule

Sept. 14	at Purdue
Sept. 21	Nebraska
Sept. 28	at Colorado
Oct. 5	Missouri
Oct. 12	at Ohio State
Oct. 19	Michigan
Oct. 26	at Indiana
Nov. 2	Michigan St.
Nov. 9	at Iowa
Nov. 16	at Northwest'n
Nov. 23	Minnesota



1973 Results (4-7)

Purdue	L 13-14
Colorado	L 25-28
Nebraska	L 16-20
Wyoming	W 37-28
Ohio State	L 0-24
Michigan	L 6-35
Indiana	W 31-7
Michigan St.	L 0-21
Iowa	W 35-7
Northwestern	W 36-34
Minnesota	L 17-19



Hayes

OHIO STATE

Nov. 16—at Iowa City—1:30 CDT



Griffin

Head Coach—Woody Hayes, 28 years, won 192, lost 60, tied 8

Ath. Director—Ed Weaver

Sports Info.—Marv Homan

Office Phone—614/422-6861

Home Phone—614/885-5611

Enrollment—45,000

Ohio Stadium—87,600

Nickname—Buckeyes

Colors—Scarlet and Gray

Returning Lettermen—38

Returning Starters—17

Conference—Big Ten

Series Record—Ohio State, 22-10-2

The Outlook—Thirty-eight lettermen and 17 starters return from Ohio State's Rose Bowl championship team, making another trip to Pasadena probable. There are minor weaknesses: no lettermen return at tight end, left guard, or placekicker, and no starters return at any of the linebacker positions. But with last year's entire offensive backfield, defensive backfield, and defensive line remaining intact, Coach Woody Hayes probably isn't losing much sleep. Individual standouts include halfback Archie Griffin, who topped the 100-yard rushing mark in every Buckeye game last fall; quarterback Cornelius Greene; and defensive linemen Van DeCree, Pete Cusick and Jim Cope. The Buckeyes also return Neal Colzie, perhaps the best punt returner in the nation. Woody should get victory No. 200 this fall.

1974 Schedule

Sept. 14 at Minnesota
 Sept. 21 Oregon State
 Sept. 28 SMU
 Oct. 5 at Wash. St.
 Oct. 12 Wisconsin
 Oct. 19 Indiana
 Oct. 26 at Northwest'n
 Nov. 2 Illinois
 Nov. 9 at Mich. St.
 Nov. 16 at Iowa
 Nov. 23 Michigan



1973 Results (10-0-1)

Minnesota	W 56-7
TCU	W 37-3
Washington St.	W 27-3
Wisconsin	W 24-0
Indiana	W 37-7
Northwestern	W 60-0
Illinois	W 30-0
Michigan St.	W 35-0
Iowa	W 55-13
Michigan	T 10-10
Southern Cal	W 42-21



Stolz

MICHIGAN STATE

Nov. 23—at East Lansing—1:00 EST



Baggett

Head Coach—Denny Stolz, one year, won five, lost six

Ath. Director—Burt Smith

Sports Info.—Fred Stabley

Office Phone—517/355-2271

Home Phone—517/332-2334

Enrollment—41,649

Spartan Stadium—76,000

Nickname—Spartans

Colors—Green and White

Returning Lettermen—26

Returning Starters—12

Conference—Big Ten

Series Record—MSU, 6-4-1

The Outlook—If football games truly are won in the trenches, Michigan State will be difficult to beat this fall, because the Spartans are very strong in both the offensive and defensive lines. If the skilled positions are where it's at, however, State will be in trouble, because the only sure returnee in either the offensive or defensive backfield is full-back Clarence Bullock. All four secondary starters, including all-American Bill Simpson, were lost, and the missing among the offensive backs could be nearly as devastating—unless senior quarterback Charlie Baggett returns in top form after knee surgery late last season. Even without Baggett, State will be in most games because of the defensive front put up by tackles Jim Taubert and Greg Schaum and linebacker Terry McClowry. But with seven offensive starters graduated along with punter Simpson and placekicker Dirk Kryt, scoring could be difficult.

1974 Schedule

Sept. 14	Northwestern
Sept. 21	Syracuse
Sept. 28	at UCLA
Oct. 5	Notre Dame
Oct. 12	at Michigan
Oct. 19	at Illinois
Oct. 26	Purdue
Nov. 2	at Wisconsin
Nov. 9	Ohio State
Nov. 16	at Indiana
Nov. 23	Iowa



1973 Results (5-6)

Northwestern	L 10-14
Syracuse	W 14-8
UCLA	L 21-34
Notre Dame	L 10-14
Michigan	L 0-31
Illinois	L 3-6
Purdue	W 10-7
Wisconsin	W 21-0
Ohio State	L 0-35
Indiana	W 10-9
Iowa	W 15-6

Freshman Roster

Name	Pos.	Ht.	Wt.	Hometown (High School)
Phil Ambrose	E	6-4	215	Davenport, Iowa (Assumption)
Steve Bordon	LB	6-0	212	Cincinnati, O. (Princeton)
Mark Callaghan	T	6-0	240	Sioux City, Iowa (Heelan)
Mike Goudy	G	5-11	242	Martins Ferry, O. (Martins Ferry)
Steve Groen	T	6-2	215	Iowa City, Iowa (City)
Phil Hegg	QB	6-6	205	Hudson, Iowa (Hudson)
Bill Itschner	T	6-2	250	Owensboro, Ky. (Catholic)
Chris Mackey	HB	5-11	190	Niles, O. (McKinley)
Dave Mattingly	E	6-2	190	Owensboro, Ky. (Catholic)
Tom McLaughlin	QB	6-1	205	Dubuque, Iowa (Senior)
Dean Moore	G	6-2	200	Akron, O. (East)
Tim O'Neil	E	6-3	200	Youngstown, O. (Ursuline)
John Patyk	E	6-5	225	Warren, Mich. (Cousino)
Greg Reiser	G	6-1	230	Joliet, Ill. (Catholic)
Fred Rich	E	6-7	240	Kansas City, Mo. (Paseo)
Cornell Richardson	E	6-4	210	Detroit, Mich. (Northern)
Jerry Runta	QB	6-3	200	Gillespie, Ill. (Gillespie)
Mike Sambo	T	6-2	240	Chicago, Ill. (St. Rita)
Ernie Sheeler	HB	6-0	180	Xenia, O. (Woodrow Wilson)
Tyrone Simpkins	T	6-3	235	Freeport, N.Y. (Hempstead)
John L. Smith	E	6-2	220	Akron, O. (East)
Richard Thompson	E	6-3	215	Berea, O. (Berea)
Kevin Tomasko	E	6-2	205	Youngstown, O. (Mooney)
Lenny Trocano	T	6-2	225	Cleveland, O. (Brooklyn)
Andrew Williams	E	6-9	225	Youngstown, O. (East)
Dick Zimmerman	T	6-3	255	Urbandale, Iowa (Urbandale)

No.	Name	Pos.	Ht.	Wt.	Year	Hometown (High School)	Numerical Roster
36	Dennis Armington	LB	6-0	190	Sen.	Des Moines, Ia. (East)	8 Nick Quartaro
75	Bob Blaha	OG	6-2	229	Soph.	Marshalltown, Ia. (Marshalltown)	9** Bobby Ousley
44	Scott Boettner	LB	6-2	227	Soph.	Rockford, Ill. (Guilford)	10 Doug Reichardt
68	Leonard Bolton	DT	6-4	227	Sen.	Chicago, Ill. (Dunbar Vocational)	12 Joe Fisher
51**	Dave Bryant	NG	6-1	216	Jun.	Waterloo, Ia. (East)	15 *Rob Fick
49	*Shanty Burks	DB	6-0	187	Soph.	Detroit, Mich. (Chadsey)	17** Butch Caldwell
59	*Larry Bush	NG	6-0	211	Sen.	Bettendorf, Ia. (Assumption)	18 *Bob Elliott
64	Dave Butler	OG	6-2	251	Jun.	Iowa City, Ia. (Regina)	19 Eugene Mollet
17**	Butch Caldwell	QB	6-1	195	Jun.	Dayton, O. (Roth)	20** Andre Jackson
21	*Jim Caldwell	DB	5-11	178	Soph.	Beloit, Wis. (Memorial)	21 *Jim Caldwell
52**	John Campbell	LB	6-0	203	Soph.	Toledo, O. (Scott)	22** Jim Jensen
54	Gary Crull	C	6-4	240	Soph.	Chillicothe, Ill. (Central)	23 *Bill Schultz
66	Rich Cunningham	OG	5-10	217	Soph.	Evergreen Park, Ill. (Rice)	25 *Mark Urchek
63	Bruce Davis	OG	6-3	232	Soph.	Gary, Ind. (Wallace)	26 *Eddie Saunders
72	*Joe Devlin	OG	6-5	252	Jun.	Malvern, Pa. (Great Valley)	27 Walt Walker
35	*Ed Donovan	HB	6-0	176	Soph.	Solon, Ia. (Solon)	28 *Bob Salter
43*	Earl Douthitt	DB	6-2	187	Sen.	Cleveland, O. (John Hay)	29** Rick Penney
78**	Tyrone Dye	DT	6-4	252	Jun.	Gary, Ind. (Emerson)	30 Bob Garver
47	Bill Edwards	LB	6-1	214	Jun.	Orland Park, Ill. (Sandburg)	31 *Steve Walker
18	*Bob Elliott	DB	5-10	173	Sen.	Iowa City, Ia. (West)	32 Kerry Feuerbach
57	*Mark Essy	LB	5-10	221	Sen.	Des Moines, Ia. (Dowling)	33 Tom Grine
48*	Mark Fetter	FB	6-0	191	Jun.	Chelsea, Ia. (South Tama)	34 *Stanford Parkman
32	Kerry Feuerbach	LB	6-0	221	Soph.	Monticello, Ia. (Monticello)	35 *Ed Donovan
15	*Rob Fick	QB	6-2	197	Sen.	Oelwein, Ia. (Oelwein)	36 Dennis Armington
12	Joe Fisher	QB	6-0	175	Soph.	Urbana, Ill. (Urbana)	38 Roger Stech
91	Mike Frantz	SE	6-3	189	Soph.	Iowa City, Ia. (City)	39 *Joe Heppner
30	Bob Garver	FB	5-11	210	Jun.	Des Moines, Ia. (North)	40 Nate Winston
33	Tom Grine	FB	6-0	185	Soph.	Fostoria, O. (Fostoria)	41** Rod Wellington
61	Bruce Hanson	DT	6-2	234	Soph.	Madison, Wis. (LaFollett)	42 Dave VanderHeyden
93	Jeff Haug	DE	6-2	220	Soph.	Madison, Wis. (LaFollett)	43** Earl Douthitt
86**	Lynn Heil	DE	6-6	222	Sen.	Charlotte, Ia. (Northeast)	44 Scott Boettner
39	*Joe Heppner	LB-P	6-0	201	Sen.	Clinton, Ia. (Clinton)	45 Dan Steinke
56	Jim Hilgenberg	C	6-1	204	Soph.	Iowa City, Ia. (City)	46 *Sid Thomas
74	Andy Humphries	OT	6-4	252	Jun.	Detroit, Mich. (Chadsey)	47 Bill Edwards
20**	Andre Jackson	LB	6-2	220	Jun.	Dixmoor, Ill. (Thornton)	48** Mark Fetter
81	*Dave Jackson	SE	6-3	182	Sen.	Waterloo, Ia. (East)	49 *Shanty Burks
94	John Jaye	DE	6-2	192	Soph.	Twinsburg, O. (Chamberlin)	50** Jock Michelosen
22**	Jim Jensen	HB	6-4	227	Jun.	Davenport, Ia. (Central)	51** Dave Bryant
53	Bob Jeschke	OG	6-4	204	Jun.	Park Ridge, Ill. (Main South)	52** John Campbell

96	Mike Klimczak	DT	6-3	230	Jun.	La Porte, Ind. (La Porte)	53	Bob Jeschke
71	Gary Ladick	OT	6-2	243	Jun.	Wis. Rapids, Wis. (Assumption)	54	Gary Crull
55**	Dan LaFleur	LB	6-1	217	Sen.	Jefferson, S.D. (S.C. Heelan)	55*	Dan LaFleur
65	Aaron Leonard	OT	6-4	265	Soph.	Pittsburgh, Pa. (Schenley)	56	Jim Hilgenberg
58	Mike Lopos	DT	5-9	216	Jun.	Meriden, Conn. (Maloney)	57	Mark Essy
82	Rick Marsh	TE	6-5	234	Jun.	Cedar Rapids, Ia. (Jefferson)	58	Mike Lopos
60**	Dan McCarney	OG	6-1	227	Sen.	Iowa City, Ia. (City)	59	Larry Bush
87	Jim McNulty	SE	6-0	176	Jun.	Bloomington, Ind. (Bloomington)	60**	Dan McCarney
50**	Jock Michelosen	C	6-2	223	Sen.	Pittsburgh, Pa. (Baldwin)	61	Bruce Hanson
19	Eugene Mollet	HB	5-9	160	Jun.	Jefferson, S.D. (S.C. Heelan)	63	Bruce Davis
67	Ed Myers	C	6-1	223	Soph.	Kent, O. (Roosevelt)	64	Dave Butler
9*	Bobby Ousley	QB	6-0	181	Sen.	Detroit, Mich. (MacKenzie)	65	Aaron Leonard
34	Stanford Parkman	NG	6-3	238	Jun.	Detroit, Mich. (Chadsey)	66	Rich Cunningham
84	Steve Paulson	SE	6-0	188	Sen.	Council Bluffs, Ia. (Jefferson)	67	Ed Myers
70**	Warren Peiffer	OT	6-5	243	Sen.	Keota, Ia. (Keota)	68	Leonard Bolton
29**	Rick Penney	DB	6-0	185	Sen.	Geneseo, Ill. (J. D. Darnall)	69	Steve Wojan
89	Mark Phillips	DE	6-4	229	Sen.	Iowa City, Ia. (City)	70**	Warren Peiffer
8	Nick Quartaro	K	6-2	220	Soph.	Geneva, N.Y. (DeSales)	71	Gary Ladick
95	Dan Reed	SE	6-0	181	Soph.	Muscataine, Ia. (Muscataine)	72	*Joe Devlin
10	Doug Reichardt	QB	6-0	181	Soph.	Des Moines, Ia. (Roosevelt)	74	Andy Humphries
28	Bob Salter	DB	6-2	172	Jun.	Pittsburgh, Pa. (South Hills)	75	Bob Blaha
26	Eddie Saunders	DB	6-2	185	Jun.	Toledo, O. (Macomber)	76**	Rod Walters
23	Bill Schultz	SE	5-10	178	Soph.	Iowa City, Ia. (City)	77**	Lester Washington
85	John Speaker	TE	6-2	209	Sen.	Keota, Ia. (Keota)	78**	Tyrone Dye
38	Roger Stech	DB	6-0	175	Soph.	Perry, Ia. (Perry)	79	*Steve Welk
83	Ray Steffens	DE	6-1	188	Jun.	West Union, Ia. (North)	80	*Brandt Yocom
45	Dan Steinke	LB	6-2	205	Sen.	Farmington, Mich. (Farmington)	81	*Dave Jackson
46	*Sid Thomas	HB	6-3	190	Sen.	Detroit, Mich. (King)	82	*Rick Marsh
25	*Mark Urchek	HB	6-1	193	Sen.	Rootstown, O. (Rootstown)	83	Ray Steffens
42	Dave VanderHeyden	DE	6-0	195	Soph.	Rochester, Minn. (Marshall)	84	*Steve Paulson
90	*Dave Wagner	DB	6-1	209	Soph.	Austin, Minn. (Austin)	85	John Speaker
31	*Steve Walker	DE	6-1	199	Jun.	Tampa, Fla. (Robinson)	86**	Lynn Heil
27	Walt Walker	DB	6-0	177	Soph.	Tampa, Fla. (Robinson)	87	*Jim McNulty
76**	Rod Walters	OT	6-3	224	Jun.	Berkley, Mich. (Berkley)	89	Mark Phillips
77*	Lester Washington	DT	6-3	227	Jun.	Kansas City, Mo. (Lincoln)	90	*Dave Wagner
79	*Steve Welk	DT	6-6	251	Jun.	Muscataine, Ia. (Muscataine)	91	Mike Frantz
41**	Rod Wellington	HB	6-0	214	Jun.	Chicago, Ill. (Howe Military)	93	Jeff Haug
40	Nate Winston	DE	5-10	192	Soph.	Gary, Ind. (Emerson)	94	John Jaye
69	Steve Wojan	DT	6-5	235	Soph.	Wausau, Wis. (West)	95	Dan Reed
80	*Brandt Yocom	TE	6-1	210	Sen.	Chariton, Ia. (Chariton)	96	Mike Klimczak

*Letters Won

79 man squad; 42 lettermen; 23 seniors, 27 juniors, 29 sophomores

1973 Team Statistics

		Iowa	Opp.
First Downs	By Rushing	95	205
	By Passing	53	30
	By Penalty	10	7
	Total	158	242
Rushing	Times Carried	492	748
	Yards Gained	2075	4174
	Yards Lost	476	326
	Net Gain	1599	3848
	Touchdowns	12	46
Passing	Attempted	217	107
	Completed	84	48
	Net Gain	1126	716
	Touchdowns	5	7
Total Offense	Plays	709	855
	Net Yards	2725	4564
Punting	Number	65	40
	Yards	2297	1505
	Average	35.4	37.6
Pass Interceptions	Number	11	15
	Yards Returned	66	149
	Touchdowns	1	0
Punt Returns	Number	27	35
	Yards Returned	169	448
	Touchdowns	0	0
Kickoff Returns	Number	64	20
	Yards Returned	1381	310
	Touchdowns	0	0
Fumbles	Number	43	30
	Lost	27	14
Penalties	Number	46	53
	Yards Penalized	438	547
Scoring	Touchdowns	18	53
	By Rushing	12	46
	By Passing	5	7
	By Interception	1	0
	Field Goals	4/7	10/15
	Kick Conversions	10/10	43/49
	Two-Point Conversions	4/8	3/4
	Safeties	1	2
	Total Points	140	401
<i>Score by Quarters</i>			
	Iowa	38	19 30 53—140
	Opponents	116	106 90 89—401

1973 Individual Statistics

Rushing	Att.	Yds.	Loss	Net	Ave.	TD	LG		
Jensen	111	520	11	509	4.6	5	54		
B. Caldwell	91	475	163	312	3.4	4	78		
Fetter	73	274	11	263	3.6	1	27		
Johnson	60	241	44	197	3.3	0	25		
Wellington	45	194	12	182	4.0	1	21		
Mix	29	109	8	101	3.5	0	15		
Hayman	20	89	2	87	4.3	0	29		
Rollins	5	61	10	51	10.2	0	32		
D. Jackson	1	17	0	17	17.0	0	17		
Schultz	3	4	2	2	0.6	0	3		
Ousley	18	44	55	-11	—	0	10		
Heppner	1	0	11	-11	—	0	-11		
Skogman	35	47	147	-100	—	1	9		
Passing	Att.	Comp.	Pct.	Yds.	Int.	TD	LG		
B. Caldwell	99	36	.364	549	5	2	78		
Skogman	88	36	.409	464	7	2	35		
Ousley	29	12	.414	113	2	1	17		
Schultz	1	0	.000	0	1	0	0		
Scoring	TD	XP	FG	TP	KO Returns	No.	Yds.	Ave.	LR
Jensen	6	4	—	40	Douthitt	43	994	23.1	49
B. Caldwell	4	2	—	26	Donovan	12	204	17.0	32
Kokolus	—	10/10	4/7	22	Fetter	4	118	19.0	71
Fetter	2	—	—	12	Johnson	2	27	13.5	15
Schultz	2	—	—	12	Jensen	2	21	10.5	12
Skogman	1	—	—	6	J. Caldwell	1	17	17.0	17
Rollins	1	—	—	6					
Douthitt	1	—	—	6					
Wellington	1	—	—	6					
McNulty	—	2	—	2					
Receiving	No.	Yds.	TD	LG	Int. Ret.	No.	Yds.	LR	
Rollins	33	408	1	31	Douthitt	2	47	47	
Schultz	14	314	2	78	Salter	2	3	3	
Fetter	7	43	1	12	Penney	2	0	0	
Cabalka	7	69	0	14	LaFleur	1	9	9	
D. Jackson	5	103	0	46	S. Walker	1	7	7	
Jensen	5	33	1	15	Brooks	1	0	0	
Hayman	5	72	0	23	Bryant	1	0	0	
Johnson	4	43	0	18	J. Caldwell	1	0	0	
McNulty	3	29	0	13					
Wellington	1	12	0	12					
Punting	No.	Ave.	LK		Punt Ret.	No.	Yds.	LR	
Heppner	65	36.8	79		Penney	16	62	25	
Skogman	3	29.0	37		Donovan	5	22	10	
Team	2	0	0		J. Caldwell	2	64	51	
					C. Johnson	2	10	10	
					LaFleur	1	17	17	
					Douthitt	1	-6	-6	

1973 Game Summaries

Sept. 15—at Iowa City

Iowa 0 7 0 0—7
Michigan 10 7 7 7—31

Mich—FG, Lantry 39

Mich—Heater, 1 run (Lantry kick)

Iowa—Douthitt, 47 interception return
(Kokolus kick)

Mich—Thornbladh, 3 run (Lantry kick)

Mich—Chapman, 12 run (Lantry kick)

Mich—Franklin, 11 run (Lantry kick)

Attendance—52,105

Sept. 22—at Los Angeles, Cal.

Iowa 10 0 0 8—18
UCLA 3 21 10 21—55

UCLA—FG, Herrera 24

Iowa—FG, Kokolus 45

Iowa—Rollins, 11 pass from Skogman
(Kokolus kick)

UCLA—McAlister, 1 run (Herrera kick)

UCLA—Harmon, 1 run (Herrera kick)

UCLA—Sciarra, 2 run (Herrera kick)

UCLA—Johnson, 9 run (Herrera kick)

UCLA—FG, Herrera 44

UCLA—Tyler, 4 run (Herrera kick)

Iowa—Skogman, 5 run (Jensen pass
from Skogman)

UCLA—Burks, 46 pass from Sciarra
(Herrera kick)

UCLA—Sciarra, 7 run (Herrera kick)

Attendance—34,546

Sept. 29—at University Park, Pa.

Iowa 0 0 0 8—8
Penn State 21 0 6 0—27

PSU—Cappelletti, 16 run (Bahr kick)

PSU—Herd, 9 pass from Shuman (Bahr
kick)

PSU—Bland, 32 pass from Shuman
(Bahr kick)

PSU—Herd, 12 pass from Shuman (kick
failed)

Iowa—Jensen, 7 pass from Caldwell
(Caldwell run)

Attendance—59,980

Oct. 6—at Iowa City

Iowa 7 3 3 7—20
Arizona 7 3 10 3—23

Iowa—Jensen, 1 run (Kokolus kick)

Ariz—Hamilton, 80 run (Gorham kick)

Ariz—FG, Gorham 33

Iowa—FG, Kokolus 33

Ariz—Upchurch, 7 run (Gorham kick)

Iowa—FG, Kokolus 20

Ariz—FG, Gorham 28

Iowa—Caldwell, 39 run (Kokolus kick)

Ariz—FG, Gorham 23

Attendance—40,365

Oct. 13—at Evanston, Ill.

Iowa 0 6 7 2—15
Northwestern 14 10 7 0—31

NU—Trimble, 1 run (Blazeovich kick)

NU—Boykin, 12 run (Blazeovich kick)

NU—FG, Blazeovich 21

NU—Key, 3 run (Blazeovich kick)

Iowa—Jensen, 1 run (pass failed)

Iowa—Schultz, 35 pass from Skogman
(Kokolus kick)

NU—McNamara, 29 pass from Ander-
son (Blazeovich kick)

Iowa—Safety, ball snapped out of end
zone

Attendance—25,194

Oct. 20—at Iowa City

Iowa 14 3 6 0—23
Minnesota 6 16 2 7—31

Iowa—Jensen, 3 run (Kokolus kick)

Minn—Powell, 46 run (kick failed)

Iowa—Jensen, 54 run (Kokolus kick)

Minn—Lawing, 1 run (Henrickson pass
from Lawing)

Iowa—FG, Kokolus 22

Minn—Upchurch, 3 run (Sims pass from
Lawing)

Iowa—Fetter, 10 pass from Ousley
(pass failed)

Minn—Safety, Heppner tackled behind
goal

Minn—Dungy, 10 run (Goldberg kick)

Attendance—55,137

Oct. 27—at Champaign, Ill.

Iowa	0	0	0	0—0
Illinois	6	13	3	28—50

III—Coleman, 3 run (kick failed)

III—Jenkins, 6 run (kick failed)

III—Phillips, 62 run (Beaver kick)

III—FG, Beaver 47

III—Perrin, 7 run (Beaver kick)

III—Phillips, 4 run (Beaver kick)

III—Sullivan, 2 run (Beaver kick)

III—Kopatz, 16 run (Beaver kick)

Attendance—48,864

Nov. 3—at Iowa City

Iowa	7	0	0	16—23
Purdue	14	14	14	6—48

Pur—Gross, 4 run (Conner kick)

Iowa—Caldwell, 15 run (Kokolus kick)

Pur—Northington, 7 run (Conner kick)

Pur—Northington, 1 run (Conner kick)

Pur—Northington, 38 run (Conner kick)

Pur—Northington, 1 run (Conner kick)

Pur—Dierking, 7 run (Conner kick)

Iowa—Caldwell, 6 run (McNulty pass from Caldwell)

Iowa—Jensen, 2 run (Jensen pass from Caldwell)

Pur—Northington, 1 run (pass failed)

Attendance—39,120

Nov. 10—at Madison, Wis.

Iowa	0	0	7	0—7
Wisconsin	21	7	0	7—35

Wis—Marek, 45 run (Lamia kick)

Wis—Marek, 5 run (kick failed)

Wis—Marek, 32 run (Bohlig run)

Wis—Rhodes, 31 pass from Bohlig (Lamia kick)

Iowa—Fetter, 6 run (Kokolus kick)

Wis—Marek, 1 run (Lamia kick)

Attendance—55,560

Nov. 17—at Columbus, O.

Iowa	0	0	7	6—13
Ohio State	14	13	21	7—55

OSU—Elia, 1 run (Conway kick)

OSU—Elia, 1 run (Conway kick)

OSU—Greene, 1 run (kick failed)

OSU—Hazel, 41 pass from Greene (Conway kick)

OSU—Elia, 3 run (Conway kick)

OSU—Griffin, 8 run (Conway kick)

OSU—Elia, 3 run (Conway kick)

Iowa—Schultz, 78 pass from Caldwell (Kokolus kick)

Iowa—Wellington, 2 run (pass failed)

OSU—Lippert, 12 run (Klaban kick)

Attendance—87,447

Nov. 24—at Iowa City

Iowa	0	0	0	6—6
Michigan State	0	2	10	3—15

MSU—Safety, punt blocked out of end zone

MSU—Brown, 6 run (Kryt kick)

MSU—FG, Kryt 49

MSU—FG, Kryt 28

Iowa—Caldwell, 78 run (pass failed)

Attendance—31,119

1973 Tackle Chart

	Solo	Asst.	T/Loss		Solo	Asst.	T/Loss
LaFleur	75	52	7/—46	Donovan	19	10	2/—8
Dickel	66	28	11/—39	Smith	19	10	1/—2
Penney	56	30	0/0	Essy	20	3	3/—7
Douthitt	55	30	7/—16	Walker, S.	12	10	1/—4
Jackson, A.	51	27	1/—1	Brooks	18	2	0/0
Dye	36	34	4/—23	Heil	14	5	1/—5
Salter	37	30	1/—1	Washington, N.	12	7	2/—3
Campbell	35	30	2/—3	Hearns	10	9	1/—1
Washington, L.	33	24	7/—32	Parkman	6	7	0/0
Bryant	38	16	4/—21	Wagner	10	2	3/—12
Caldwell, J.	30	9	3/—23	Winston	6	4	0/0

1973 Game Statistics

Game	Score	First Downs	Rushes— Yds. Rush.	Yds. Pass.	Passes	Punts	Fum.— Lost	Yds. Pen.
Iowa	7	14	34-118	115	10-19 -1	2-33	5-4	0-0
Michigan	31	28	75-440	35	3-9 -2	3-40	2-1	6-70
Iowa	18	22	47-172	177	14-32 -4	4-37	6-3	3-33
UCLA	55	23	70-405	61	2-12 -1	3-36	2-0	8-77
Iowa	8	11	47-4	185	14-27 -1	13-35	1-0	5-48
Penn State	27	13	49-127	92	6-16 -1	5-42	4-2	4-40
Iowa	20	13	44-196	13	1-8 -0	3-46	4-3	2-17
Arizona	23	23	71-320	122	11-21 -0	3-21	2-1	5-79
Iowa	15	17	51-150	92	6-20 -1	6-39	4-2	1-15
Northwestern	31	21	62-225	123	10-14 -0	4-38	4-2	3-26
Iowa	23	16	43-121	112	11-22 -2	6-37	3-2	10-90
Minnesota	31	15	64-341	31	2-4 -2	7-36	4-1	5-35
Iowa	0	10	41-60	83	7-23 -2	6-32	8-4	3-25
Illinois	50	22	73-467	63	3-5 -0	2-33	3-2	5-32
Iowa	23	16	45-192	152	7-17 -0	4-35	3-2	4-20
Purdue	48	28	76-461	56	3-6 -1	2-42	4-2	1-15
Iowa	7	14	50-196	43	6-21 -2	6-44	4-2	8-95
Wisconsin	35	21	63-367	60	4-8 -1	5-44	1-1	10-115
Iowa	13	14	51-175	129	6-17 -0	8-31	2-2	5-43
Ohio State	55	26	73-447	41	1-6 -0	2-39	3-2	4-38
Iowa	6	11	39-215	25	2-11 -2	7-34	3-3	5-52
Michigan St.	15	22	72-248	32	3-6 -3	4-40	1-0	2-20
Iowa Totals	140	158	492-1599	1126	84-217-15	65-35.4	43-27	46-438
Opp. Totals	401	242	748-3848	716	48-107-11	40-37.6	30-14	53-547

All-Time Opponents

Opponent	First Game	W	L	T	Opponent	First Game	W	L	T
Air Force	1958	0	0	1	Michigan	1900	4	22	3
Arkansas	1925	1	0	0	Michigan State	1953	4	6	1
Arizona	1966	2	2	0	Minnesota	1891	20	45	2
Augustana	1894	2	0	0	Missouri	1892	5	7	0
Berg AAF	1945	1	0	0	Monmouth	1905	4	0	0
Boston U.	1948	1	0	0	Montana	1954	1	0	0
Bradley Tech	1930	5	0	0	Morningside	1908	4	0	0
Butler	1924	1	0	0	Nebraska	1891	11	21	3
California	1958	3	0	0	N.C. State	1965	0	1	0
Camp Dodge	1918	0	0	1	North Dakota	1926	1	0	0
Camp Grant	1942	1	0	0	N.D. State	1946	2	0	0
Carleton	1936	1	0	0	Northwestern	1897	20	14	3
Carroll	1926	2	0	0	Notre Dame	1921	8	13	3
Centenary	1930	0	1	0	Ohio State	1922	10	22	2
Chicago	1894	3	9	2	Oklahoma State	1923	1	1	0
Coe	1892	9	0	0	Oregon	1949	1	0	0
Colgate	1935	1	1	0	Oregon State	1956	7	5	0
Colo. Teachers	1926	1	0	0	P & S	1897	0	1	0
Cornell	1891	13	1	0	Parsons	1895	1	0	0
Denver	1927	1	0	0	Penn Coll.	1895	2	0	0
Denver A.C.	1893	0	1	0	Penn State	1930	1	3	0
Des Moines	1905	1	0	0	Pittsburgh	1931	1	2	0
Des Moines Y	1896	1	0	0	Purdue	1910	16	32	2
Detroit	1930	1	0	0	Ripon	1928	1	0	0
Doane	1895	0	1	0	Rush	1898	1	1	0
Drake	1896	11	3	0	St. Louis	1905	2	1	0
Geo. Wash.	1931	1	1	0	Simpson	1898	4	0	0
Great Lakes	1917	0	4	0	South Dakota	1917	8	0	0
Grinnell	1889	11	5	1	S.E. Oklahoma	1924	1	0	0
Hawaii	1956	1	0	0	Southern Cal.	1925	2	3	0
Idaho	1964	1	0	0	Temple	1936	1	0	0
Illinois	1899	13	25	2	Texas A&M	1931	0	1	0
Indiana	1912	23	15	4	TCU	1958	2	1	0
Iowa Preflight	1943	0	2	0	UCLA	1938	0	5	0
Iowa State	1894	16	8	0	Upper Iowa	1898	2	0	0
Iowa Teachers	1898	10	1	0	Utah State	1957	1	0	0
Iowa Wesleyan	1890	1	0	0	Wabash	1925	2	0	0
Kansas	1891	4	6	0	Washington	1937	2	1	0
Kansas State	1951	3	0	0	Wash. State	1953	3	1	1
Knox	1892	6	0	1	Wash. (Mo.)	1902	4	0	0
Lawrence	1924	1	0	0	Wilton	1896	2	0	0
Luther	1893	1	0	0	Wisconsin	1894	18	32	1
Marquette	1930	1	1	0	Wyoming	1953	1	0	0
Miami, Fla.	1950	0	2	0	Yale	1922	1	0	0

*at Iowa City

44

Purdue
(16-32-2)

*1910 W	16-0
1911 W	11-0
1915 L	13-19
*1916 W	24-6
1921 W	13-6
*1922 W	56-0
*1923 W	7-0
1929 L	0-7
*1930 L	0-20
1931 L	0-22
*1932 L	0-18
1933 W	14-6
*1934 L	6-13
1935 L	6-12
*1936 L	0-13
1937 L	0-13
*1938 T	0-0
1939 W	4-0
*1940 L	6-21
1941 L	6-7
*1942 W	13-7
1943 L	7-28
*1944 L	7-26
1945 L	0-40
*1946 W	16-0
1947 L	0-21
*1948 L	13-20
1949 W	21-7
*1950 W	33-21
1951 L	30-34
1952 L	14-41
1953-W	26-0
*1954 W	25-14
*1955 T	20-20
1956 W	21-20
1959 L	7-14
*1960 W	21-14
1961 L	0-9
*1962 L	3-26
1963 L	0-14
*1964 L	14-19
*1965 L	14-17
1966 L	0-35
*1967 L	22-41
1968 L	14-44
1969 L	31-35
*1970 L	3-24
1971 L	13-45
*1972 L	0-24
*1973 L	23-48

Wisconsin
(18-32-1)

1894 L	0-44
1906 L	4-18
*1907 L	5-6
1911 L	0-12
*1912 L	10-28
1917 L	0-20
1924 W	21-7
*1925 L	0-6
1926 L	10-20
1927 W	16-0
*1928 L	0-13
1929 W	14-0
1932 L	0-34
*1933 W	26-7
1937 L	6-13
*1938 L	13-31
1939 W	19-13
*1940 W	30-12
1941 L	0-23
*1942 W	6-0
*1943 L	5-7
1944 L	7-26
*1945 L	7-27
1946 W	21-7
1947 L	14-46
*1948 W	19-13
1949 L	13-35
*1950 L	0-14
1951 L	7-34
*1952 L	13-42
1953 L	6-10
*1954 W	13-7
1955 L	14-37

*1956 W	13-7
*1957 W	21-7
1958 W	20-9
1959 L	16-25
*1960 W	28-21
*1961 W	47-15
1962 L	14-42
*1963 L	7-10
1964 L	21-31
1965 L	13-16
*1966 L	0-7
1967 T	21-21
*1968 W	41-0
1969 L	17-23
*1970 W	24-14
*1971 W	20-16
1972 L	14-16
1973 L	7-35

Ohio State
(10-22-2)

1922 W	12-9
1923 W	20-0
*1924 T	0-0
1925 W	15-0
1926 L	6-23
*1927 L	6-13
1928 W	14-7
1929 L	6-7
1934 L	7-40
1944 L	0-34
1945 L	0-42
1947 T	13-13
1948 W	14-7
1950 L	21-83

1951 L	21-47
*1952 W	8-0
1954 L	14-20
1955 L	10-20
*1956 W	6-0
1957 L	13-17
*1958 L	28-38
1959 W	16-7
*1960 W	35-12
1961 L	13-29
*1962 W	28-14
1963 L	3-7
*1964 L	19-21
1965 L	0-38
*1966 L	10-14
1967 L	10-21
*1968 L	27-33
1971 L	21-52
1972 L	0-21
1973 L	13-55

Michigan State
(4-6-1)

*1953 L	7-21
*1954 W	14-10
*1959 W	37-8
1960 W	27-15
*1965 L	0-35
1966 L	7-56
*1969 W	19-18
1970 L	0-37
1971 L	3-34
*1972 T	6-6
*1973 L	6-15



Best Attendance Years

Home Games				All Games			
Year	Games	Total	Average	Year	Games	Total	Average
1961	5	290,250	58,050	1958	10*	630,262	63,026
1963	4	230,200	57,550	1955	9	545,025	60,558
1962	5	281,216	56,212	1963	8	463,096	57,887
1959	5	279,400	55,880	1959	9	518,894	57,655
1958	6	329,673	54,912	1961	9	516,360	57,373
1964	5	266,391	53,278	1960	9	506,590	56,288
1960	5	264,100	52,820	1957	9	500,856	55,651
1965	5	263,700	52,740	1954	9	491,608	54,623
1956	6	306,478	51,079	1947	9	487,752	54,195
1957	4	203,709	50,927	1964	9	483,697	53,744
1955	4	201,072	50,268	1956	10*	534,550	53,455
1969	6	301,287	50,218	1962	9	478,828	53,203
1970	5	248,643	49,729	1971	11	569,876	51,807
1950	4	196,921	49,230	1965	10	513,198	51,319
1954	5	245,431	49,086	1950	9	456,473	50,719
1968	6	294,126	49,021	1967	10	506,550	50,655
1967	5	241,993	48,399	1969	10	505,083	50,508
1947	4	187,844	46,961	1966	10	498,688	49,869
1971	5	233,150	46,630	1970	10	490,438	49,044
1966	6	278,628	46,437	1972	11	537,504	48,864
1952	4	181,164	45,291	1973	11	529,437	48,131

*Rose Bowl included

Largest Home Crowds

(58,000 or more)

Year	Att.	Opponent	Score
1961	60,150	Wisconsin	W 47-15
1961	60,100	Minnesota	L 9-16
1962	60,100	Purdue	L 3-26
1965	59,800	Purdue	L 14-17
1963	59,700	Wisconsin	L 7-10
1964	59,600	Purdue	L 14-19
1963	59,300	Minnesota	W 27-13
1959	59,300	Michigan State	W 37-8
1958	59,275	Northwestern	W 26-20
1960	59,200	Purdue	W 21-14
1965	59,200	Minnesota	L 3-14
1964	58,700	Ohio State	L 19-21
1958	58,643	Ohio State	L 28-38
1963	58,600	Indiana	W 37-26
1958	58,230	Notre Dame	W 31-21
1957	58,147	Wisconsin	W 21-7
1956	58,137	Michigan	L 14-17
1968	58,043	Notre Dame	L 28-51
1961	58,000	Notre Dame	W 42-21

Most Valuable Hawkeyes

1924—Leland Parkin, QB	1949—Jack Dittmer, E
1925—Donald Graham, FB	1950—Harold Bradley, T
1926—Nick Kutsch, HB	*1951—William Reichardt, FB
1927—Emerson Nelson, T	1952—William Fenton, E
1928—Willis Glassgow, HB	1953—William Fenton, E
*1929—Willis Glassgow, HB	1954—Warren Lawson, C
1930—Oliver Sansen, FB	1955—Jerry Reichow, QB
1931—Oliver Sansen, FB	*1956—Kenneth Ploen, QB
1932—Joe Laws, HB	1957—Robert Commings, G
*1933—Joe Laws, HB	*1958—Randy Duncan, QB
1934—Dick Crayne, FB	1959—Don Norton, E
1935—Dick Crayne, FB	1960—Bernie Wyatt, HB
1936—Homer Harris, E	1961—Al Hinton, T
1937—Bob Lannon, E	1962—Larry Ferguson, HB
1938—Erwin Prasse, E	1963—Mike Reilly, G
*1939—Nile Kinnick, HB	1964—Karl Noonan, FL
1940—Mike Enich, T	1965—Dave Long, DE
1941—William Diehl, C	1966—Dick Gibbs, DB
1942—Tom Farmer, QB	1967—Silas McKinnie, TB
1943—Bob Liddy, G	1968—Ed Podolak, TB
1944—Bob Snyder, C	1969—Larry Ely, LB
1945—Arthur Johnson, FB	1970—Dave Clement, LB
1946—William Kay, T	1971—Craig Clemons, DB
1947—Harold Shoener, E	1972—Dan Dickel, DE
1948—Al DiMarco, QB	1973—Brian Rollins, SE

*Won Chicago Tribune silver trophy awarded to Big Ten's MVP

Largest Road Crowds

(75,000 or more)

Year	Att.	Site	Opponent	Score
1959	98,297	Pasadena	California	W 38-12
1957	97,126	Pasadena	Oregon State	W 35-19
1947	90,910	Los Angeles	UCLA	L 7-22
1957	90,478	Ann Arbor	Michigan	T 21-21
1973	87,447	Columbus	Ohio State	L 13-55
1965	84,116	Columbus	Ohio State	L 0-38
1961	83,795	Columbus	Ohio State	L 13-29
1963	83,163	Columbus	Ohio State	L 3-7
1957	82,935	Columbus	Ohio State	L 13-17
1955	82,701	Columbus	Ohio State	L 10-20
1950	82,174	Columbus	Ohio State	L 21-83
1954	82,141	Columbus	Ohio State	L 14-20
1959	82,126	Columbus	Ohio State	W 16-7
1972	78,723	Madison	Wisconsin	L 14-16
1972	77,098	Columbus	Ohio State	L 0-21
1955	75,692	Los Angeles	UCLA	L 13-33
1971	75,596	Columbus	Ohio State	L 21-52

Hawkeye Captains

1889—Martin Sampson, HB	1934—Russell Fisher, HB
1890—Arthur Smith, QB	1935—Richard Crayne, FB
1891—Frank Pierce, QB	1936—John Hild, HB
1892—Allen Sanford, HB	Ted Osmaloski, C
1893—Lloyd Elliott, FB	1937—Homer Harris, E
1894—Prince Sawyer, QB	1938—Jack Eicherly, HB
1895—Kalita Leighton, G	1939—Erwin Prasse, E
1896—Iver Iverson, C	1940—Mike Enich, T
1897—J. Walker, G	1941—William Diehl, C
1898—Samuel Hobbs, FB	1943—Robert Liddy, G
1899—Moray Eby, T	William Barbour, E
1900—John Griffith, FB	1952—William Fenton, E
1901—S. Clyde Williams, QB	1953—Andrew Houg, T
1902—H. S. Hollenbeck, G	1954—George Broeder, FB
1903—C. H. Coulthard, E	1955—Calvin Jones, G
1904—Nyle Jones, HB	1956—Richard Deasy, T
1905—A. E. McGowan, FB	Donald Suchy, C
1906—George Allen, HB	1957—Jim Gibbons, E
1907—R. A. White, E	1958—John Nocera, FB
1908—Charles Kirk, FB	1959—Don Norton, E
1909—H. R. Gross, T	Ray Jauch, HB
1910—M. W. Hyland, E	1960—Jerry Mauren, HB
1911—J. R. Murphy, FB-HB	1961—Bill Van Buren, C
1912—Henry Hanson, G	Wilburn Hollis, QB
1913—Ralph McGinnis, FB	1962—Larry Ferguson, HB
1914—A. H. Gunderson, E	1963—Paul Krause, HB
1915—Irving Barron, T	Wally Hilgenberg, G
1916—Charles Laun, FB	1964—Tony Giacobazzi, E
1917—J. E. Davis, HB	1965—Karl Noonan, FL
1918—Ronald Reed, E	1967—Tony Williams, DHB
1919—Fred Lohman, FB	Silas McKinnie, TB
1920—William Kelly, QB	1968—Ed Podolak, TB
1921—Aubrey Devine, HB	Steve Wilson, DB
1922—Gordon Locke, FB	1969—Jon Meskimen, OG
1923—Glenn Miller, HB	Larry Ely, DLB
1924—Leland Parkin, QB	1970—Ray Manning, TE
1925—Harold Griffen, C	Dan McDonald, LB
1926—Paul Smith, E	1971—Geoff Mickelson, OG
1927—Emerson Nelson, T	Craig Clemons, DB
1928—Richard Brown, C	1972—Craig Darling, OG
1929—Willis Glassgow, HB	Dave Harris, TB
1930—Grover Higdon, G	Dave Simms, LB
1931—Oliver Sansen, FB	1973—Dan Dickel, DE
1932—Marcus Magnusson, C	Brian Rollins, SE
1933—Tom Moore, C	Roger Jerrick, C

All-Big Ten First Team

- 1900—Clyde Williams, quarterback
Joe Warner, tackle
- 1912—James Trickey, tackle
- 1913—Ralph McGinnis, fullback
- 1916—Fred Becker, tackle
- 1918—Harry Hunzelman, guard
Ronald Reed, end
- 1919—Fred Slater, tackle
Fred Lohman, fullback
Lester Belding, end
Aubrey Devine, quarterback
- 1920—Fred Slater, tackle
Aubrey Devine, quarterback
Lester Belding, end
- 1921—Fred Slater, tackle
Aubrey Devine, quarterback
Gordon Locke, fullback
Lester Belding, end
John Heldt, center
Chester Mead, guard
Max Kadesky, end
- 1922—Gordon Locke, fullback
Paul Minick, guard
George Thompson, tackle
- 1923—Lowell Otte, end
- 1924—Lowell Otte, end
John Hancock, tackle
Leland Parkin, quarterback
William Fleckenstein, guard
- 1925—Richard Romey, end
- 1926—Emerson Nelson, tackle
- 1927—Emerson Nelson, tackle
- 1928—Peter Westra, tackle
Richard Brown, center
Fred Roberts, guard
Willis Glassgow, halfback
- 1929—Fred Roberts, guard
Willis Glassgow, halfback
- 1933—Joe Laws, quarterback
Francis Schammel, guard
- 1934—Ozzie Simmons, halfback
- 1935—Ozzie Simmons, halfback
- 1937—Robert Lannon, end
- 1938—Erwin Prasse, end
- 1939—Erwin Prasse, end
Nile Kinnick, halfback
Mike Enich, tackle
- 1940—Mike Enich, tackle
- 1942—Tom Farmer, quarterback
- 1946—Earl Banks, guard
Dick Hoerner, fullback
- 1948—William Kay, tackle
- 1950—William Reichardt, fullback
- 1951—William Reichardt, fullback
- 1952—Bill Fenton, end
- 1953—Calvin Jones, guard
Jerry Hilgenberg, center
- 1954—Calvin Jones, guard
- 1955—Calvin Jones, guard
Eddie Vincent, halfback
- 1956—Alex Karras, tackle
Kenneth Ploen, quarterback
Donald Suchy, center
Frank Gilliam, end
- 1957—Alex Karras, tackle
Jim Gibbons, end
Frank Bloomquist, guard
Randy Duncan, quarterback
- 1958—Randy Duncan, quarterback
Willie Fleming, halfback
- 1959—Don Norton, end
Bill Lapham, center
Bob Jeter, halfback
- 1960—Mark Manders, guard
Larry Ferguson, halfback
Wilburn Hollis, quarterback
- 1962—Larry Ferguson, halfback
- 1963—Mike Reilly, guard
Wally Hilgenberg, guard
- 1964—Gary Snook, quarterback
Karl Noonan, end
- 1965—John Niland, guard
- 1968—Ed Podolak, tailback
Jon Meskimen, guard
- 1969—Jon Meskimen, guard
- 1971—Craig Clemons, cornerback
- 1973—Brian Rollins, split end

All-America First Team

- 1916—Fred Becker (tackle) Eckersall
- 1919—Lester Belding (end) Menke
- 1921—Fred (Duke) Slater (tackle) Reed (Athletic World), Eckersall
Aubrey Devine (quarterback) Camp, Football World (207 Coaches), Eckersall
Gordon Locke (quarterback) Reed (Athletic World)
- 1922—Gordon Locke (quarterback) Camp, Eckersall, Reed (Athletic World)
- 1925—Dick Romey (end) Liberty Magazine
- 1926—Emerson Nelson (tackle) New York Sun
- 1928—Peter Westra (tackle) Farrell, NEA
- 1929—Willis Glassgow (halfback) Grantland Rice, NEA, Football Annual, New York Sun, Consolidated Press
- 1933—Francis Schammel (guard) AP, UP, NANA
- 1935—Ozzie Simmons (halfback) Sporting News
- 1939—Nile Kinnick (halfback) Collier's, AP, UP, INS, New York Sun, NEA, All-American Board, Hearst, Central Press, N.Y. Daily News, Sporting News
- 1940—Mike Enich (tackle) New York News, Sporting News
- 1953—Jerry Hilgenberg (center) Look (Football Writers Assn.)
Calvin Jones (guard) NBC-TV
- 1954—Calvin Jones (guard) Look, ABC-TV, Sporting News, All-American Board, Jet, UP, NEA, Central Press, CBS-Radio, New York News, Metropolitan Sunday Newspapers, All-Players, Pitts Smith Football News, Gridiron Record, Williamson Rating
- 1955—Calvin Jones (guard) UP, Sporting News, Look, New York News, Williamson Rating, Jet, All-American Board
- 1956—Alex Karras (tackle) AP, Hearst, Look, NBC-TV, Central Press
Kenneth Ploen (quarterback) NBC-TV, ABC, Frank Leahy
- 1957—Alex Karras (tackle) AP, UP, INS, Look, Hearst, Sporting News, NEA, NBC-TV and All-Players, Central Press
Jim Gibbons (end) UP, Hearst, Sporting News, Today, TV, Look, New York Daily News
- 1958—Randy Duncan (quarterback) AP, UPI, NEA, Sporting News, Look, Football Coaches, New York Daily News, Helms Athletic Foundation
Curt Merz (end) Look, NBC-TV
- 1959—Don Norton (end) Look, NBC-TV
- 1960—Larry Ferguson (halfback) Look
Mark Manders (guard) Look, New York News, Sporting News
- 1961—Bill Van Buren (center) Sporting News
- 1963—Mike Reilly (guard) Look
- 1964—Karl Noonan (flanker) NEA, Football Digest
- 1965—John Niland (off. guard) Sporting News, Time
Dave Long (def. end) New York News
- 1971—Craig Clemons (cornerback) NEA, Sporting News, Time

All-America Second Team

- 1912—James Trickey (tackle) Camp
1916—Fred Becker (tackle)
1919—Fred (Duke) Slater (tackle) Camp, Eckersall
1920—Les Belding (end) Eckersall
1921—Gordon Locke (halfback) Eckersall
 Fred (Duke) Slater (tackle) Camp, Football World
1922—Max Kadesky (end) Camp
1924—John Hancock (tackle) Billy Evans
1925—Richard Romey (end) Rice
1926—Emerson Nelson (tackle) Evans, AP
1928—Willis Glassgow (halfback) Central Press, NANA
 Peter Westra (guard) N.Y. Sun, NANA
1929—Willis Glassgow (halfback) UP
1933—Joe Laws (quarterback) Collier's, NANA
 Francis Schammel (guard) Hearst
1934—Ozzie Simmons (halfback) INS, NANA
1935—Ozzie Simmons (halfback) NEA, NANA, AP
1939—Erwin Prasse (end) UP
1940—Mike Enich (tackle) UP, Bill Stern
1948—William Kay (tackle) AP
1951—William Reichardt (fullback) Players
1953—Jerry Hilgenberg (center) AP
1954—Calvin Jones (guard) AP
1955—Calvin Jones (guard) NEA, AP
1956—Alex Karras (tackle) UP, NEA
 Kenneth Ploen (quarterback) AP
 Frank Gilliam (end) NEA
 Don Suchy (center) Central Press, INS
1957—Jim Gibbons (end) Central Press
1959—Don Norton (end) Sporting News, NEA
1960—Mark Manders (guard) AP, Football Coaches, ABC-TV
 Wilburn Hollis (quarterback) ABC-TV
1963—Mike Reilly (linebacker) AP
1964—John Niland (guard) NEA
 Karl Noonan (end) AP
1965—John Niland (guard) AP
1971—Craig Clemons (cornerback) Central Press, Universal Sports

Hawkeyes in Post-Season Games

East-West Game

at San Francisco

1926—Wesley Fry, FB
1930—Willis Glasgow, HB
1931—Harold Ely, T
1934—Joe Laws, HB
Francis Schammel, G
1936—Dick Crayne, HB
1941—Mike Enich, T
Ray Murphy, FB
1942—Al Couppee, QB
1943—Bill Burkett, E
1944—William Baughman, C
1948—Harold Shoener, E
Bob Smith, HB
1949—Dick Woodard, C
1953—Don Chelf, T
Jerry Hilgenberg, C

1954—George Broeder, FB
John Hall, T
1955—Jerry Reichow, QB
Calvin Jones, G
1957—Jim Gibbons, E
Alex Karras, T
1959—Bob Jeter, HB
Ray Jauch, HB
Don Norton, E
1960—Mark Manders, G
1961—Bill Van Buren, C
1962—Larry Ferguson, HB
Earl McQuiston, G
1963—Mike Reilly, G
Paul Krause, HB
1965—Karl Noonan, FL
John Niland, G
1968—Ed Podolak, TB

1969—Larry Ely, LB
1970—Kerry Reardon, SE

Hula Bowl

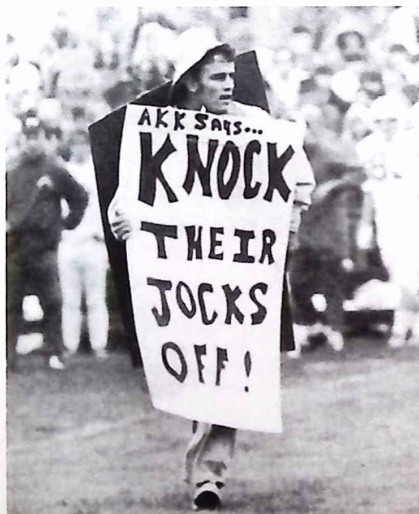
at Honolulu, Ha.

1955—George Broeder, FB
1956—Calvin Jones, G
1957—Frank Gilliam, E
1958—Alex Karras, T
Jim Gibbons, E
1960—Ray Jauch, HB
1961—Mark Manders, G
Charles Lee, T
1962—Bill Van Buren, C
1963—Larry Ferguson, HB
Earl McQuiston, G
1964—Mike Reilly, G
Wally Hilgenberg, G
1965—Tony Giacobazzi, E
1966—Karl Noonan, FL
John Niland, OG
1967—Silas McKinnie, TB
1968—Ed Podolak, TB
1969—Larry Ely, LB
1970—Kerry Reardon, SE

North-South Game

at Miami, Fla.

1948—Bill Kay, T
1953—Bill Fenton, E
George Rice, HB
1954—Warren Lawson, C
Lou Matykiewicz, E
1955—Jim Freeman, E
1957—Frank Bloomquist, G
Bob Commings, G
Frank Rigney, T
1959—Don Horn, FB
Curt Merz, E
Bill Lapham, C
1960—Lloyd Humphreys, C
1961—Bill Whisler, E
1962—Bill Perkins, FB



1963—Cloyd Webb, E
 Gary Fletcher, C
 Wally Hilgenberg, G
 1964—Tony Giacobazzi, E
 Phillip Deutsch, T
 1969—Jon Meskimen, G
 1970—Layne McDowell, DT
 Tim Sullivan, FB
 1972—Craig Darling, OG

Senior Bowl

at Mobile, Ala.

1952—Bill Reichardt, FB
 1954—Jerry Hilgenberg, C
 Don Chelf, T

1956—Jerry Reichow, QB
 Jim Freeman, E

1958—Jim Gibbons, E
 Alex Karras, T
 Frank Rigney, T

1960—Bill Lapham, C
 Don Norton, E
 Olen Treadway, QB
 Curt Merz, E

1964—Paul Krause, E
 1970—Layne McDowell, DT
 1971—Craig Clemons, DB

Blue-Gray Game

at Montgomery, Ala.

1947—Lou King, QB

1949—Bill McKenzie, E
 Don Winslow, T

1951—Bill Reichardt, FB

1955—Roger Swedberg, T
 Roger Wiegmann, FB


1959—John Sawin, T

1960—Jerry Mauren, HB

1961—Sherwyn Thorson, G
 Bernie Wyatt, HB

1963—Lonnie Rogers, HB
 Gus Kasapis, T

1965—Dave Long, DE
 Bill Briggs, DT



1968—Al Bream, OE

Barry Crees, WB

1969—Mike Cilek, QB

Melvin Morris, T

1971—Craig Clemons, DB

1972—Bill Windauer, DT

Jerry Nelson, MG

1942—Bill Diehl, C

Jim Walker, T

1943—Tom Hand, C

Jim Youell, QB

Bob Penaluna, G

1945—Stan Mohrbacher, T

1947—Bruno Niedziela, T

1949—Bill Kay, T

Al DiMarco, QB

1950—Don Winslow, G

1952—Bill Reichardt, FB

1954—Jerry Hilgenberg, C

Bill Fenton, E

1956—Jerry Reichow, QB

Edward Vincent, HB

1958—Jim Gibbons, E

Alex Karras, T

1959—Charles Lewis, T

1960—Bill Lapham, C

1963—Larry Ferguson, HB

1964—Wally Hilgenberg, G

Mike Reilly, G

Paul Krause, HB

1969—Ed Podolak, HB

1972—Craig Clemons, DB

Coaches All-Star Game

at Lubbock, Tex.

1961—Mark Manders, G

1962—Al Hinton, T
 Sherwyn Thorson, G

1963—Larry Ferguson, HB

1964—Wally Hilgenberg, G
 Gary Fletcher, C

Tribune All-Star Game

at Chicago, Ill.

1934—Joe Laws, HB

1936—Dick Crayne, FB

1939—Frank Balazz, FB

1940—Nile Kinnick, HB

Floyd Dean, HB

Dick Evans, E

1941—Ken Pettit, E

NOTE—Jerry Reichow was named most valuable player in 1956 East-West Game. Paul Krause was named most valuable North lineman in 1964 Senior Bowl Game. Randy Duncan, QB, was selected for 1959 Hula Bowl but did not play because of injury. Craig Clemons was named best defensive back in 1971 Senior Bowl.

Historical Highlights

- 1889—Played first intercollegiate football game.
- 1899—First undefeated season (8-0-1) was recorded under Coach Alden Knipe. Admitted to the Western Conference (Big Ten) Dec. 1.
- 1900—A share of the conference championship highlighted another unbeaten season.
- 1901—Loss to Minnesota ended string of 23 games without defeat.
- 1921—First unbeaten and untied team (7-0) was coached by Howard Jones and won clear Big Ten title.
- 1922—Another perfect season (7-0) included share of conference crown with Michigan.
- 1923—Loss to Illinois ended string of 20 straight victories.
- 1929—Suspended from Big Ten for one year.
- 1939—Dr. Eddie Anderson coached the Iron Men, led by halfback Nile Kinnick, recipient of the Heisman Trophy, the Maxwell Award, and the Walter Camp Trophy.
- 1952—Forest Evashevski named head coach.
- 1955—Guard Cal Jones received the Outland Award.
- 1956—Won the Big Ten and appeared in Rose Bowl for the first time. Finished 9-1 in all games and beat Oregon State at Pasadena.
- 1957—Tackle Alex Karras received the Outland Award.
- 1958—Big Ten champions again and made California a victim in the Rose Bowl. Honors included No. 1 ranking by the Football Writers and Grantland Rice trophy by Look Magazine. Led the nation in total offense. Quarterback Randy Duncan was named the Helms Foundation Player of the Year and received the Walter Camp Trophy.
- 1960—Shared the Big Ten title with Minnesota. Evashevski quit coaching to devote full time to the athletic directorship after the completion of 8-1 season.
- 1961—Shutout by Purdue ended string of 78 games in which one or more touchdowns were scored.
- 1963—Notre Dame game was canceled following the death of President Kennedy.
- 1964—Some 28 Iowa and Big Ten records were broken despite 3-6 season.
- 1968—Big Ten scoring and total-offense marks set by Hawkeyes.
- 1969—Black boycott disrupted spring practice.
- 1972—Iowa Stadium was renamed Kinnick Stadium in honor of Iowa's Heisman Trophy winner of 1939. AstroTurf was installed.
- 1973—Bob Commings was named head coach Dec. 15.

Iowa in the Top Ten

Since the wire services began running polls 30 years ago, Iowa has ranked among the nation's top ten a half-dozen times. Additionally, the Hawkeyes were named national champions by the Football Writers Association in 1958. Here is the way Iowa has been ranked by the Associated Press and United Press International:

- | | |
|-----------------------------------|-----------------------------------|
| 1939—No. 9 by both wire services. | 1957—No. 5 by UPI, No. 6 by AP. |
| 1953—No. 9 by both wire services. | 1958—No. 2 by both wire services. |
| 1956—No. 3 by both wire services. | 1960—No. 2 by UPI, No. 3 by AP. |

Television Appearances

Televised games bring out the best in Iowa football teams. Hawkeyes have a record of 18-5-1 on TV, and during one stretch (1955 to 1959) went 10 games without defeat. In national appearances the record is 9-2-1, in regional appearances, 9-3.

Date	Site*	Score
Oct. 24, 1953	Iowa City (N)	Iowa 19, Indiana 13
Sept. 25, 1954	Iowa City (N)	Iowa 14, Michigan State 10
Oct. 29, 1955	Ann Arbor (N)	Michigan 33, Iowa 21
Nov. 5, 1955	Iowa City (R)	Iowa 26, Minnesota 0
Sept. 29, 1956	Bloomington (R)	Iowa 27, Indiana 0
Nov. 10, 1956	Minneapolis (N)	Iowa 7, Minnesota 0
Jan. 1, 1957	Rose Bowl (N)	Iowa 35, Oregon State 19
Nov. 2, 1957	Ann Arbor (N)	Iowa 21, Michigan 21
Nov. 23, 1957	South Bend (R)	Iowa 21, Notre Dame 13
Oct. 18, 1958	Madison (R)	Iowa 20, Wisconsin 9
Nov. 22, 1958	Iowa City (N)	Iowa 31, Notre Dame 21
Jan. 1, 1959	Rose Bowl (N)	Iowa 38, California 12
Oct. 10, 1959	Iowa City (R)	Iowa 37, Michigan State 8
Oct. 24, 1959	Lafayette (N)	Purdue 14, Iowa 7
Oct. 15, 1960	Iowa City (R)	Iowa 28, Wisconsin 21
Nov. 12, 1960	Iowa City (N)	Iowa 35, Ohio State 12
Oct. 7, 1961	Los Angeles (N)	Iowa 35, Southern Cal. 34
Nov. 11, 1961	Iowa City (R)	Minnesota 16, Iowa 9
Oct. 3, 1964	Iowa City (R)	Iowa 28, Washington 18
Sept. 25, 1965	Portland (N)	Iowa 27, Oregon State 7
Nov. 6, 1965	Iowa City (R)	Michigan State 35, Iowa 0
Oct. 25, 1969	Iowa City (R)	Iowa 19, Michigan State 18
Nov. 8, 1969	Bloomington (R)	Iowa 28, Indiana 17
Sept. 25, 1971	Iowa City (R)	Penn State 44, Iowa 14

*N—national, R—regional



Best Performances

This list of best performances compiled by the Iowa Sports Information Office starts with the 1939 season, commonly called the "Modern Era" of Big Ten and National Collegiate athletics.

Touchdowns of 75 Yards or More

Player	Yds.	Type of Play	Opponent	Year
1. George (Dusty) Rice	100	K.O. Return	Purdue	1951
Joe Williams	100	K.O. Return	Notre Dame	1961
3. Bill Reichardt	99	K.O. Return	Oregon	1949
4. Eddie Vincent	96	Run	Purdue	1954
5. Kerry Reardon	95	K.O. Return	Northwestern	1968
6. Robert Longley	94	Punt Return	Oregon	1949
Bobby Stearns	94	Int. Return	Montana	1954
8. Henry Vollenweider	92	K.O. Return	South Dakota	1939
Levi Mitchell	92	K.O. Return	Wash. State	1969
Royce Mix	92	Run	Illinois	1972
11. Larry Ferguson	91	Run	Ohio State	1960
12. Dick Hoerner	88	K.O. Return	Michigan	1942
13. Gary Snook to Craig Nourse	87	Pass	Minnesota	1964
Ed Podolak	87	Run	Northwestern	1966
15. Larry Ferguson	85	Run	Oregon State	1960
Dick Gibbs	85	Int. Return	Indiana	1965
17. Dayton Perry	84	Fumble Return	Purdue	1960
18. Paul Krause	82	Punt Return	Michigan	1962
Tom Smith	82	Run	Wash. State	1969
20. Bob Jeter*	81	Run	California	1958
21. Randy Duncan to Geno Sessi	80	Pass	Utah State	1957
Gerald Mauren	80	Punt Return	Notre Dame	1959
M. Szykowny to L. Ferguson	80	Pass	Wisconsin	1962
Frank Sunderman to Dave Triplett	80	Pass	Wisconsin	1971
25. James Hatch	78	Run	Illinois	1952
L. Lawrence to K. Reardon	78	Pass	Arizona	1969
Butch Caldwell	78	Run	Michigan State	1973
Butch Caldwell to Bill Schultz	78	Pass	Ohio State	1973
29. Bill Burkett	77	K.O. Return	Nebraska	1940
Tom Farmer to Bus Mertes to				
Al Couppee	77	Pass & Lateral	Minnesota	1941
31. Earl Smith	76	Punt Return	Ohio State	1954
Don Dobrino to Earl Smith	76	Pass	Notre Dame	1954
Fred Riddle to Paul Krause	76	Pass	Indiana	1963

*Rose Bowl Game

Yards Passing, Game

Player	Yds.	Att.	Comp.	TD	Opponent	Year
1. Mike Cilek	316	27	2	2	Illinois	1967
2. Gary Snook	310	49	26	2	Purdue	1964
3. Gary Snook	309	36	18	2	Minnesota	1964
4. Olen Treadway	304	41	26	1	Wisconsin	1959
5. Ed Podolak	295	44	21	1	Oregon State	1967

Pass Completions, Game

Player	Comp.	Att.	Yds.	TD	Opponent	Year
1. Mike Cilek	27	48	316	2	Illinois	1967
2. Olen Treadway	26	41	304	1	Wisconsin	1959
Gary Snook	26	49	310	2	Purdue	1964
4. Frank Sunderman	25	38	216	1	Ohio State	1971
5. Randy Duncan	22	33	249	1	Ohio State	1958
6. Ed Podolak	21	44	295	1	Oregon State	1967
Ed Podolak	21	31	202	2	Purdue	1967

Touchdown Passes, Game

Player	TD	Comp.	Att.	Yds.	Opponent	Year
1. Fred Riddle	5	10	16	155	Indiana	1963
2. Nile Kinnick	3	4	13	108	Indiana	1939
Nile Kinnick	3	7	14	126	Wisconsin	1939
Tom Farmer	3	7	19	210	Nebraska	1942
Burt Britzmann	3	12	25	203	Pittsburgh	1951
Randy Duncan	3	14	18	174	Northwestern	1958
Gary Snook	3	9	21	164	Minnesota	1963
Mike Cilek	3	7	10	143	Northwestern	1968

Yards Rushing, Game

Player	Yds.	Att.	TD	Opponent	Year
1. Ed Podolak	286	17	2	Northwestern	1968
2. Bob Jeter*	194	9	1	California	1959
3. Frank Holmes	193	34	2	Oregon State	1972
4. Jerry Faske	183	20	1	Northwestern	1949
5. Dennis Green	175	18	2	TCU	1968
6. Bill Reichardt	166	31	2	Minnesota	1951
7. Levi Mitchell	161	30	0	Minnesota	1970
8. Eddie Vincent	154	13	1	Minnesota	1954
9. Larry Ferguson	153	20	1	Michigan	1962
10. Bill Reichardt	152	25	0	Michigan	1951
11. Silas McKinnie	150	25	0	Indiana	1967

*Rose Bowl

Scoring, Game

Player	TD	XP	Pts.	Opponent	Year
1. Larry Lawrence	4	0	24	Minnesota	1968
2. Nile Kinnick	3	5	23	South Dakota	1939
3. Bill Green	3	0	18	Wisconsin	1940
Nelson Smith	3	0	18	Nebraska	1944
Emilen Tunnell	3	0	18	Indiana	1947
George Rice	3	0	18	Purdue	1951
George Rice	3	0	18	Wyoming	1953
George Rice	3	0	18	Minnesota	1953
Geno Sessi	3	0	18	Utah State	1957
Joe Williams	3	0	18	Southern Cal	1961
Dalton Kimble	3	0	18	Idaho	1964
Tim Sullivan	3	0	18	Northwestern	1968
Levi Mitchell	3	0	18	Purdue	1969
Mike Cilek	3	0	18	Wash. State	1969

Yards Receiving, Game

Player	Yds.	No.	TD	Opponent	Year
1. Jim Gibbons	164	9	2	Minnesota	1957
2. Al Bream	160	12	2	Illinois	1967
3. Dave Triplett	157	7	1	Wisconsin	1971
4. Emilen Tunnell	155	6	3	Indiana	1947
Karl Noonan	155	10	1	Wisconsin	1964
6. Jack Dittmer	151	5	2	Boston U.	1948

Pass Receptions, Game

Player	No.	Yds.	TD	Opponent	Year
1. Al Bream	12	160	2	Illinois	1967
2. Karl Noonan	11	146	1	Washington	1964
3. Karl Noonan	10	155	1	Wisconsin	1964
Karl Noonan	10	127	0	Purdue	1964
Al Bream	10	106	1	Purdue	1967
Al Bream	10	91	2	Northwestern	1967
Kerry Reardon	10	144	1	Oregon State	1969

Total Offense, Game

Player	Yards Rush	Yards Pass	Total Yards	Opponent	Year
1. Larry Lawrence	77	260	337	Purdue	1969
2. Ed Podolak	35	295	330	Oregon State	1967
3. Mike Cilek	7	316	323	Illinois	1967
4. Ed Podolak	286	34	320	Northwestern	1968
5. Olen Treadway	-9	304	295	Wisconsin	1959

Scoring, Season

Player	Year	TD	XP	Pts.	Player	Year	TD	XP	Pts.
1. Wilburn Hollis	1960	11	2	68	6. George Rice	1951	9	0	54
2. Earl Smith	1954	11	0	66	Willie Fleming	1958	9	0	54
3. George Rice	1953	10	0	60	Joe Williams	1961	9	0	54
Larry Lawrence	1968	10	0	60	Ed Podolak	1968	9	0	54
5. Silas McKinnie	1967	9	2	56	10. Dalton Kimble	1964	8	0	48
					Tim Sullivan	1968	8	0	48

Total Offense, Season

Player	Year	Yards Pass	Yards Rush	Total Yards	TDR
1. Larry Lawrence	1969	1,680	406	2,086	15
2. Gary Snook	1964	2,062	18	2,044	15
3. Ed Podolak	1966	1,041	450	1,491	6
4. Larry Lawrence	1968	1,307	161	1,468	17
5. Randy Duncan	1958	1,347	59	1,406	15
6. Ed Podolak	1967	1,014	323	1,337	8
7. Ed Podolak	1968	261	937	1,198	9
8. Randy Duncan	1971	1,124	59	1,183	15
9. Frank Sunderman	1955	1,297	192	1,105	7
10. Jerry Reichow	1948	722	369	1,091	6
11. Al DiMarco	1939	1,105	48	1,057	16
12. Nile Kinnick		662	374	1,036	

Yards Rushing, Season

Player	Year	Att.	Gain	Loss	Net	Avg.	TD
1. Ed Podolak	1968	154	1,005	68	937	6.1	8
2. Levi Mitchell	1970	205	980	80	900	4.4	3
3. Bill Reichardt	1951	178	773	36	737	4.2	2
4. Tim Sullivan	1968	131	686	15	682	5.2	7
5. Larry Ferguson	1960	90	680	64	665	7.3	6
6. Levi Mitchell	1971	149	687	74	623	4.2	3
7. Dave Harris	1972	136	695	16	621	4.6	4
8. Eddie Vincent	1954	95	634	10	618	6.5	5
9. Bob Jeter	1959	108	619	48	609	5.5	9
10. Silas McKinnie	1967	166	636	35	588	3.5	0
11. Bill Reichardt	1950	138	620	1	585	4.2	6
12. Tim Sullivan	1970	147	580	23	579	3.9	2
13. Larry Ferguson	1962	113	549	33	547	4.8	2
14. Silas McKinnie	1966	124	520	11	516	4.2	1
15. Jim Jensen	1973	111			509	4.6	5

Yards Passing, Season

Player	Year	Att.	Comp.	Pct.	Yards	TD	Int.
1. Gary Snook	1964	311	151	.485	2,062	11	14
2. Larry Lawrence	1969	239	113	.473	1,680	10	11
3. Randy Duncan	1958	172	101	.587	1,347	11	9
4. Larry Lawrence	1968	156	88	.564	1,307	7	9
5. Frank Sunderman	1971	235	109	.463	1,297	10	12
6. Randy Duncan	1957	119	70	.588	1,124	7	15
7. Matt Szykowny	1961	120	79	.651	1,078	3	18
8. Ed Podolak	1965	191	77	.403	1,041	6	3
9. Olen Treadway	1959	147	79	.535	1,014	5	9
10. Ed Podolak	1967	162	95	.413	1,009	4	23
11. Gary Snook	1965	230					

Yards Receiving, Season


Player	Year	Yds.	No.	Player	Year	Yds.	No.
1. Karl Noonan	1964	933	59	4. Jim Gibbons	1957	587	36
2. Kerry Reardon	1969	738	43	5. Karl Noonan	1965	545	43
3. Al Bream	1967	704	55	6. Barry Creech	1967	520	32

Pass Receptions, Season

Player	Year	No.	Yds.	Player	Year	No.	Yds.
1. Karl Noonan	1964	59	933	4. Karl Noonan	1965	43	545
2. Al Bream	1967	55	704	5. Jim Gibbons	1957	36	587
3. Kerry Reardon	1969	43	738	6. Ray Manning	1968	35	426

Touchdown Receptions, Season

Player	Year	TD	Player	Year	TD
1. Jack Dittmer	1949	6	5. Bill Burkett	1942	5
George Rice	1951	6	Jack Dittmer	1948	5
Paul Krause	1963	6	Bob McKenzie	1949	5
Kerry Reardon	1969	6	Al Bream	1967	5
			Ray Manning	1968	5



Sullivan (32), Lawrence (13) and Podolak (14)

Yards Rushing, Career

Player	Years	Soph.	Jun.	Sen.	Total
1. Levi Mitchell	69-70-71	404	900	623	1,927
2. Ed Podolak	66-67-68	450	323	937	1,710
3. Bill Reichardt	49-50-51	343	585	737	1,665
4. Tim Sullivan	67-68-70	323	682	579	1,584
5. Silas McKinnie	65-66-67	286	516	588	1,390
6. Eddie Vincent	53-54-55	374	618	381	1,373
7. Larry Ferguson*	59-60-61-62	50	665	547	1,297
8. Jerry Faske	48-49-50	288	482	470	1,240
9. Bill Green	39-40-41	232	483	420	1,135
10. George Rice	51-52-53	441	218	391	1,050
11. George Broeder*	51-52-53-54	311	410	254	1,026
12. Bob Jeter	57-58-59	51	356	609	1,016

*Varsity careers cover four seasons

Scoring, Career

Player	Years	TD	XP	FG	Pts.
1. George Rice	51-52-53	21	0	0	126
2. Wilburn Hollis	59-60-61	16	4	0	100
3. Earl Smith	53-54-55	16	0	0	96
Tim Sullivan	67-68-70	16	2	0	96
5. Ed Podolak	66-67-68	15	2	0	92
6. Bill Reichardt	49-50-51	6	51/63	1	90
Bob Prescott	56-57-58	4	60/73	2	90
Larry Lawrence	68-69	15	0	0	90
9. Joe Williams	60-61	14	0	0	84
Dennis Green	68-69-70	14	0	0	84
11. Levi Mitchell	69-70-71	13	2	0	80
12. Bill Green	39-40-41	13	0	0	78
Jack Dittmer	46-47-48-49	13	0	0	78
14. Bob Anderson	65-66-67	0	32/32	15/23	77

Total Offense, Career

Player	Years	Yards Rushing	Yards Passing	Total Yards
1. Ed Podolak	66-67-68	1,710	2,316	4,026
2. Gary Snook	63-64-65	79	3,738	3,817
3. Larry Lawrence	68-69	567	2,987	3,554
4. Randy Duncan	56-57-58	104	2,615	2,719
5. Jerry Reichow	53-54-55	850	1,327	2,177
6. Levi Mitchell	69-70-71	1,927	0	1,927
7. Matt Szykowny	60-61-62	-197	2,038	1,841

Passing, Career

Player	Years	Att.	Comp.	Pct.	Yds.	TD
1. Gary Snook	63-64-65	631	280	.443	3,738	20
2. Larry Lawrence	68-69	395	201	.509	2,987	17
3. Randy Duncan	56-57-58	328	186	.564	2,615	23
4. Ed Podolak	66-67-68	398	172	.432	2,316	8
5. Matt Szykowny	60-61-62	290	155	.534	2,038	14
6. Al DiMarco	47-48	261	113	.432	1,749	14

(Glenn Drahn threw 17 touchdown passes in 1948-49-50)

Yards Receiving, Career

Player	Years	No.	Yds.	TD
1. Al Bream	66-67-68	114	1,642	7
2. Karl Noonan	63-64-65	102	1,478	4
3. Kerry Reardon	68-69-70	81	1,361	11
4. Barry Crees	66-67-68	66	1,069	2
5. Cloyd Webb	61-62-63	61	1,029	7
6. Jim Gibbons	55-56-57	64	1,028	10

Yards Rushing, Game

Year	Opponent	Att.	Gain	Loss	Net	TD
1. 1969	Washington State	65	498	34	464	6
2. 1968	Northwestern	49	446	15	431	6
3. 1958	California	55	445	16	429	5
4. 1956	Notre Dame	45	432	23	409	6
5. 1953	Washington State	51	418	22	396	7
6. 1970	Minnesota	79	377	8	369	2
7. 1940	South Dakota	82	412	44	368	6
1954	Purdue	66	383	15	368	3

*1959 Rose Bowl

Yards Passing, Game

Year	Opponent	Att.	Comp.	Pct.	Yards	TD	Int.
1. 1957	Utah State	22	10	.455	328	4	2
2. 1967	Illinois	49	27	.551	316	2	1
3. 1964	Purdue	50	26	.520	310	2	2
4. 1964	Minnesota	36	18	.500	309	2	2
5. 1959	Wisconsin	41	26	.634	304	1	0

Total Offense, Game

Year	Opponent	Yards Rush	Yards Pass	Total Yards	TD
1. 1969	Washington State	464	232	696	8
2. 1957	Utah State	320	328	648	10
3. 1968	Northwestern	431	208	639	10
4. 1959	Kansas State	365	250	615	7
5. 1969	Illinois	334	266	600	6
6. 1947	North Dakota State	294	266	560	9
7. 1953	Washington State	396	142	538	8

Passing, Season

Year	Comp.	Att.	Pct.	Yards	Touchdowns
1. 1964	154	321	.480	2,125	1. 1949 13
2. 1969	142	309	.459	2,088	1968 13
3. 1967	140	298	.470	1,876	1969 13
4. 1971	126	282	.447	1,748	4. 1963 12
5. 1968	123	229	.541	1,530	

Total Offense, Season

Year	Yards Rush	Yards Pass	Total Yards	TD
1. 1968	2,528	1,976	4,404	46
2. 1969	2,155	2,088	4,243	33
3. 1958	2,125	1,530	3,655	34
4. 1957	2,170	1,303	3,473	38
5. 1959	2,151	1,248	3,399	32
6. 1967	1,294	1,748	3,042	22

Yards Rushing, Season

Year	Att.	Gain	Loss	Net	TD
1. 1968	530	2,861	333	2,528	32
2. 1960	439	2,463	179	2,284	27
3. 1957	453	2,376	206	2,170	27
4. 1969	474	2,491	336	2,155	20
5. 1959	440	2,261	110	2,151	24
6. 1953	456	2,295	148	2,147	21

Iowa's All-Time Team

The selection of Nile Kinnick as the greatest player ever to perform for the Hawkeyes highlights the naming of Iowa's all-time football team. Fans selected the team as part of the Big Ten's 75th anniversary celebration in 1970. Calvin Jones received more votes than any other player, but in a separate ballot Kinnick got the greatest player nod over Jones by a sizable margin. Kinnick received the Heisman, Maxwell and Walter Camp trophies in 1939. Jones won the Outland Trophy in 1955.

First Team	Pos.	Second Team
Jim Gibbons, 1957 (717)	End	Erwin Prasse, 1939 (252)
Frank Gilliam, 1956 (258)	End	Don Norton, 1959 (243)
Calvin Jones, 1955 (978)	Lineman	Mike Enich, 1940 (399)
Alex Karras, 1957 (921)	Lineman	Mike Reilly, 1963 (237)
Duke Slater, 1921 (828)	Lineman	Francis Schammel, 1933 (192)
Jerry Hilgenberg, 1953 (558)	Lineman	Don Suchy, 1956 (114)
John Niland, 1964 (414)	Lineman	Mark Manders, 1960 (57)
Nile Kinnick, 1939 (954)	Back	Ozzie Simmons, 1936 (279)
Kenny Ploen, 1956 (450)	Back	Randy Duncan, 1958 (258)
Aubrey Devine, 1921 (393)	Back	Bob Jeter, 1959 (231)
Gordon Locke, 1922 (390)	Back	Ed Podolak, 1968 (219)

Players who also received 100 or more votes:

Ends—Lester Belding, 1921 (198); Karl Noonan, 1965 (123); Curt Merz, 1959 (123)

Backs—Bill Reichardt, 1951 (207); Larry Ferguson, 1960 (195); Willis Glassgow, 1929 (147); Willie Fleming, 1958 (138)

Team Records

Points

Game—70 vs Utah State, 1957

Season—322 in 1968

Touchdowns

Game—10 vs Utah State, 1957;

Northwestern, 1968

Season—46 in 1968

Extra Points

Game—8 vs Utah State, 1957;

Northwestern, 1968

Season—40 in 1968

Rushing Yards

Game—464 vs Wash. State, 1969

Season—2,528 in 1968

Times Carried from Scrimmage

Game—82 vs South Dakota, 1940;

Minnesota, 1968

Season—530 in 1968

Pass Attempts

Game—50 vs Purdue, 1964

Season—321 in 1964

Pass Completions

Game—27 vs Illinois, 1967

Season—154 in 1964

Passing Yards

Game—328 vs Utah State, 1957

Season—2,125 in 1964

Touchdown Passes

Game—5 vs Indiana, 1963

Season—13 in 1949, 1968 and 1969

Total Offense

Game—696 vs Wash. State, 1969

Season—4,404 in 1968

Plays from Scrimmage

Game—101 vs Minnesota, 1968

Season—789 in 1969

Individual Records

Points

Game—24 by Larry Lawrence vs Minnesota, 1968

Season—68 by Wilburn Hollis, 1960

Career—126 by George (Dusty) Rice, 1951-52-53

Touchdowns

Game—4 by Larry Lawrence vs Minnesota, 1968

Season—11 by Earl Smith, 1954; Wilburn Hollis, 1960

Career—21 by George (Dusty) Rice, 1951-52-53

Field Goals

Game—2 by Bob Anderson vs Oregon State, 1965, Wisconsin, 1965, Indiana, 1966;

Alan Schuette vs Washington State, 1969, Michigan State, 1969; Harry Kokolus vs Wisconsin, 1971, Michigan State, 1972, Arizona, 1973

Season—7 by Alan Schuette, 1969

Career—15 by Bob Anderson, 1965-66-67

Points After Touchdown (kick)

Game—8 by Marcos Melendez vs Northwestern, 1968

Season—40 by Marcos Melendez, 1968

Career—59 by Bob Prescott, 1956-57-58

PAT Attempts (kick)

Game—9 by Marcos Melendez vs Northwestern, 1968

Season—44 by Marcos Melendez, 1968

Career—74 by Bob Prescott, 1956-57-58

Yards Rushing

Game—286 by Ed Podolak vs Northwestern, 1968

Season—937 by Ed Podolak, 1968

Career—1,927 by Levi Mitchell, 1969-70-71

Times Carried from Scrimmage

Game—34 by Frank Holmes vs Oregon State, 1972

Season—205 by Levi Mitchell, 1970

Career—425 by Levi Mitchell, 1969-70-71

Pass Attempts

Game—49 by Gary Snook (26 comp.; 310 yds.) vs Purdue, 1964

Season—311 by Gary Snook (151 comp.), 1964

Career—631 by Gary Snook (280 comp.), 1963-64-65

Pass Completions

Game—27 by Mike Cilek (48 att., 316 yds.) vs Illinois, 1967

Season—151 by Gary Snook, 1964

Career—280 by Gary Snook, 1963-64-65

Yards Passing

Game—316 by Mike Cilek (27 of 48) vs Illinois, 1967

Season—2,062 by Gary Snook, 1964

Career—3,738 by Gary Snook, 1963-64-65

Touchdown Passes

Game—5 by Fred Riddle vs Indiana, 1963

Season—11 by Randy Duncan, 1958

Career—23 by Randy Duncan, 1956-57-58

Pass Receptions

Game—12 by Al Bream (160 yds.) vs Illinois, 1967
Season—59 by Karl Noonan (933 yds.), 1964
Career—114 by Al Bream, 1966-67-68

Yards Receiving

Game—164 by Jim Gibbons (9 catches) vs Wisconsin, 1957
Season—933 by Karl Noonan (59 catches), 1964
Career—1,642 by Al Bream, 1966-67-68

Touchdown Receptions

Game—3 by Irwin Prasse vs Indiana, 1939; Emlen Tynnell vs Indiana, 1947
Season—6 by Jack Dittmer, 1949; George Rice, 1951; Paul Krause, 1963; Kerry Reed, 1969
Career—13 by Jack Dittmer, 1946-48-49

Total Offense

Game—337 by Larry Lawrence vs Purdue, 1969
Season—2,086 by Larry Lawrence, 1969
Career—4,026 by Ed Podolak, 1966-67-68

Miscellaneous

Punt Returns, Game—9 by Nile Kinnick vs Indiana, 1939
Punt Return Yards, Game—201 by Nile Kinnick vs Indiana, 1939
Kickoff Returns, Game—8 by Craig Clemons vs Michigan, 1971
Kickoff Return Yards, Game—171 by Nile Kinnick vs Indiana, 1939
Scoring by Placement—13 by Alan Schuette vs Washington State, 1969
Punts, Game—16 by Nile Kinnick vs Notre Dame, 1939
Punting Yards, Game—731 by Nile Kinnick vs Notre Dame, 1939
Punting Average, Game—48.6 by Glenn Drahm vs Wisconsin, 1950
Interceptions, Season—8 by Nile Kinnick, 1939
Interceptions, Career—18 by Nile Kinnick, 1937-38-39
Blocked Punts, Game—2 by Mike Enich vs Purdue, 1939
Blocked Field Goals, Game—2 by Jim Caldwell vs Arizona, 1973
Blocked Kicks, Season—5 by Jim Caldwell, 1973

Longest Plays

Run—96 by Eddie Vincent vs Purdue (TD), 1954
Pass—87, Gary Snook to Craig Nourse vs Minnesota (TD), 1964
Field Goal—45 by Bob Prescott vs Minnesota, 1957, and Harry Kokolus vs UCLA, 1973
Punt Return—94 by Bob Longley vs Oregon (TD), 1949
Kickoff Return—100 by George (Dusty) Rice vs Purdue (TD), 1951, and Joe Williams vs Notre Dame (TD), 1961
Interception Return—94 by Bob Stearnes vs Montana (TD), 1954
Fumble Return—84 by Dayton Perry vs Purdue (TD), 1960
Blocked Punt Return—66 by Jim Walker vs Wisconsin (TD), 1940
Punt—83 by Lonnie Rogers vs Oregon State, 1962

Kinnick Stadium Records

Rushing

Times Carried—34 by Frank Holmes (193 yards), Iowa, vs Oregon State, 9/23/72
Yards Gained—286 by Ed Podolak (17 carries), Iowa, vs Northwestern, 11/9/68
Touchdowns—5 by Mike Northington, Purdue, 11/3/73

Passing

Attempts—49 by Gary Snook (26 comp., 310 yds.), Iowa, vs Purdue, 10/24/64
Completions—27 by Mike Cilek (48 att., 316 yds.), Iowa, vs Illinois, 11/25/67
Yards—316 by Mike Cilek (27 of 48), Iowa, vs Illinois, 11/25/67
Touchdowns—5 by Fred Riddle (10 of 16, 155 yds.), Iowa, vs Indiana, 10/12/63
Interceptions—7 by Gary Snook (14 of 37, 165 yds.), Iowa, vs N.C. State, 11/20/65

Total Offense

Plays—52 by Gary Snook (291 yds.), Iowa, vs Purdue, 10/24/64; Ed Podolak (330 yds.), Iowa, vs Oregon State, 9/30/67
Yards—330 by Ed Podolak (52 plays), Iowa, vs Oregon State, 9/30/67
TD's responsible for—5 by Fred Riddle (all passing), Iowa, vs Indiana, 10/12/63; Nile Kinnick (3 rush, 2 pass), Iowa, vs South Dakota, 9/30/39; Mike Northington (all rushing), Purdue, 11/3/73

Pass Receiving


Receptions—12 by Al Bream (160 yds.), Iowa, vs Illinois, 11/25/67
Yards—190 by Rex Smith (11 rec.), Illinois, 11/8/52
Touchdowns—3 by Erwin Prasse, Iowa, vs Indiana, 10/7/39; Emlen Tunnell, Iowa, vs Indiana, 10/11/47

Scoring

Touchdowns—5 by Mike Northington, Purdue, 11/3/73
Extra Points—8 by Marcos Melendez (9 att.), Iowa, vs Northwestern, 11/9/68
Field Goals—3 by Charlie Gorham, Arizona, 10/6/73
Points—30 by Mike Northington, Purdue, 11/3/73

Longest Plays

Rush—96 by Ed Vincent, Iowa, vs Purdue (TD), 11/6/54
Pass—80 Randy Duncan to Geno Sessi, Iowa, vs Utah State (TD), 9/28/57; Frank Sunderman to Dave Triplett, Iowa, vs Wisconsin (TD), 10/30/71; Ted McNulty to Alan Dick, Indiana, (TD), 11/13/71
Punt Return—94 by Bob Longley, Iowa, vs Oregon (TD), 10/29/49
Kickoff Return—100 by Joe Williams, Iowa, vs Notre Dame (TD), 11/25/61
Interception Return—95 by Eddie McGovern, Illinois (TD), 11/6/43
Fumble Return—84 by Dayton Perry, Iowa, vs Purdue (TD), 10/22/60
Blocked Punt Return—66 by Jim Walker, Iowa, vs Wisconsin (TD), 10/12/40
Punt—96 by George O'Brien, Wisconsin, 10/18/52
Field Goal—49 by Dirk Kryt, Michigan State, 11/24/73



Kinnick Stadium, Capacity 60,000

Stadium Team Records

Rushing

Times Carried—82 vs South Dakota, 10/5/40

Yards Gained—595 by Minnesota, 10/27/34

Touchdowns—7 vs Washington State, 10/3/53, and by Purdue, 11/3/73

Passing

Attempts—50 vs Purdue, 10/24/64

Completions—27 vs Illinois, 11/25/67

Yards—328 vs Utah State, 9/28/57

Touchdowns—5 vs Indiana, 10/12/63

Interceptions—7 vs North Carolina State, 11/25/65

Total Offense

Plays—104 by Notre Dame, 10/5/68

Yards—696 vs Washington State, 9/27/69

Scoring

Touchdowns—10 vs Utah State, 9/28/57

Extra Points—8 vs Utah State, 9/28/57; vs Northwestern, 11/9/68

Field Goals—3 by Arizona, 10/6/73

Points—70 vs Utah State, 9/28/57

Miscellaneous

First Downs—36 vs Washington State, 9/27/69

Yards Penalized—145 by Notre Dame, 11/22/52

Scores by Years

*at Iowa City

1889 (0-1-0)

GrinnellL 0-24

1890 (1-1-0)

Grinnell*L 6-11

Iowa WesleyanW 91-0

1891 (3-2-0)

Cornell*W 64-6

Minnesota*L 4-42

GrinnellL 4-6

NebraskaW 22-0

KansasW 18-14

1892 (3-2-1)

Knox*W 44-0

CoeW 48-0

KansasL 4-24

MissouriL 0-22

NebraskaT 10-10

Grinnell*W 18-12

1893 (3-4-0)

CoeW 56-0

Denver A. C.L 0-58

Luther*W 32-0

KansasL 24-35

GrinnellL 14-36

MissouriW 34-12

NebraskaL 18-20

1894 (4-4-1)

Iowa State*L 8-16

CornellW 60-0

AugustanaW 34-0

ChicagoT 18-18

WisconsinL 0-44

Kansas*W 14-12

Grinnell*W 6-0

MissouriL 6-32

NebraskaL 0-36

1895 (2-5-0)

Doane*L 0-10

ParsonsW 28-0

Iowa State*L 0-24

KansasL 0-54

MissouriL 0-34

NebraskaL 0-6

Penn CollegeW 14-12

1896 (7-1-1)

Drake*W 32-0

ChicagoL 0-6

Kansas*W 6-0

Wilton*W 27-0

MissouriW 12-0

GrinnellW 15-6

DM (YMCA)W 34-0

NebraskaT 0-0

NebraskaW 6-0

1897 (4-4-0)

Wilton*W 22-4

NorthwesternW 12-6

P. and S.*L 0-14

KansasL 0-56

Iowa State*L 0-6

DrakeW 16-0

Grinnell*W 16-12

NebraskaL 0-6

1898 (3-4-2)

KnoxT 0-0

ChicagoL 0-36

Drake*L 5-18

Upper Iowa*W 23-5

RushL 11-15

Iowa TeachersL 5-11

GrinnellT 5-5

Simpson*W 12-0

NebraskaW 6-5

1899 (8-0-1)

Iowa Teachers*W 22-0

ChicagoT 5-5

Penn*W 35-0

Rush*W 17-0

Iowa State*W 5-0

NebraskaW 30-0

Grinnell*W 16-0

KnoxW 33-0

IllinoisW 58-0

1900 (7-0-1)

Upper Iowa*W 57-0

Iowa Teachers*W 68-0

Simpson*W 47-0

Drake*W 26-0

ChicagoW 17-0

MichiganW 28-5

Grinnell*W 63-2

NorthwesternT 5-5

1901 (6-3-0)

Iowa Teachers*W 16-0

DrakeW 6-5

Iowa State*W 12-0

MinnesotaL 0-16

Coe*W 11-0

Knox*W 23-6

Illinois*L 0-27

Grinnell*W 17-11

MichiganL 0-50

1902 (5-4-0)

Iowa Teachers*W 26-5

DrakeW 12-0

SimpsonW 10-0

Minnesota*L 0-34

Iowa State*W 12-6

MichiganL 0-107

Wash., Mo.W 61-0

MissouriL 0-6

IllinoisL 0-80

1903 (9-2-0)

Cornell*W 6-0

Coe*W 16-0

Iowa Teachers*W 29-0

DrakeW 22-6

MinnesotaL 0-75

GrinnellW 17-0

NebraskaL 6-17

SimpsonW 35-2

MissouriW 16-0

IllinoisW 12-0

Wash., Mo.W 12-2

1904 (7-4-0)

Coe*W 17-0

Augustana*W 33-2

Cornell*W 88-0

DrakeW 17-0

ChicagoL 0-39

Iowa Teachers*W 11-5

Iowa State*W 10-6

NebraskaL 12-17

Grinnell*W 69-0

IllinoisL 0-29

MinnesotaL 0-11

1905 (8-2-0)

CoeW 27-0

MonmouthW 40-0

ChicagoL 0-42

MinnesotaL 0-39

Iowa TeachersW 41-5

GrinnellW 46-0

Des MoinesW 72-0

DrakeW 44-0

Iowa StateW 8-0

St. LouisW 31-0

1906 (2-3-0)

Missouri*W 24-4

WisconsinL 4-18

Coe*W 15-12

Iowa State*L 0-2

St. LouisL 0-39

1907 (3-2-0)

Missouri*W 21-6

DrakeW 25-4

Wisconsin*L 5-6

Illinois*W 25-12

Iowa StateL 14-20

1908 (2-5-0)

Coe*W 92-0

MissouriL 5-10

MorningsideW 16-0

Nebraska*L 8-11

IllinoisL 0-22

Drake*L 6-12

Kansas*L 5-10

1909 (2-4-1)

MinnesotaL 0-41

Cornell*W 3-0

NebraskaT 6-6

Missouri*L 12-13

DrakeL 14-17

Iowa State*W 16-0

KansasL 7-20

1910 (5-2-0)

MorningsideW 12-0

NorthwesternL 5-10

MissouriL 0-5

Purdue*W 16-0

Iowa StateW 2-0

Drake*W 21-0

Wash., Mo.W 38-0

1911 (3-4-0)

MorningsideW 11-5

CornellL 0-3

Minnesota*L 6-24

WisconsinL 0-12

PurdueW 11-0

Iowa State*L 0-9

Northwestern*W 6-0

1912 (4-3-0)

Iowa Teachers*W 35-7

Cornell*W 31-0

ChicagoL 14-34

MinnesotaL 7-56

IndianaW 13-6

Iowa StateW 20-7

Wisconsin*L 10-28

1913 (5-2-0)

Iowa Teachers*W 45-3

Cornell*W 76-0

ChicagoL 6-23

NorthwesternW 78-6

Indiana*W 60-0

Iowa State*W 45-7

NebraskaL 0-12

1914 (4-3-0)

Iowa Teachers*W 95-0

Cornell*W 49-0

ChicagoL 0-7

Minnesota*L 0-7

NorthwesternW 27-0

Iowa StateW 26-6

Nebraska*L 7-16

1915 (3-4-0)

Cornell	W 33-0
Morningside	W 17-6
Northwestern*	W 9-6
Minnesota	L 13-51
Purdue	L 13-19
Iowa State*	L 0-16
Nebraska	L 7-51

1916 (4-3-0)

Cornell*	W 31-6
Grinnell*	W 17-7
Purdue	W 24-6
Minnesota	L 0-67
Northwestern	L 13-20
Iowa State	W 19-16
Nebraska*	L 17-34

1917 (3-5-0)

Cornell	W 22-13
Nebraska	L 0-47
Grinnell*	L 0-10
Wisconsin	L 0-20
Great Lakes	L 14-23
South Dakota*	W 35-0
Northwestern	L 14-25
Iowa State*	W 6-3

1918 (6-2-1)

Great Lakes*	L 0-10
Nebraska	W 12-0
Coe*	W 27-0
Cornell	W 34-0
Illinois*	L 0-19
Minnesota*	W 6-0
Iowa State*	W 21-0
Northwestern*	W 23-7
Camp Dodge	T 0-0

1919 (5-2-0)

Nebraska*	W 18-0
Illinois	L 7-9
Minnesota	W 9-6
South Dakota*	W 26-13
Northwestern	W 14-7
Chicago	L 6-9
Iowa State*	W 10-0

1920 (5-2-0)

Indiana	W 14-7
Cornell*	W 63-0
Illinois	L 3-20
Chicago	L 0-10
Northwestern*	W 20-0
Minnesota*	W 28-7
Iowa State	W 14-10

1921 (7-0-0)

Knox*	W 52-14
Notre Dame*	W 10-7
Illinois*	W 14-2
Purdue	W 13-6
Minnesota	W 41-7
Indiana*	W 41-0
Northwestern	W 14-0

1922 (7-0-0)

Knox*	W 61-0
Yale	W 6-0
Illinois	W 8-7
Purdue*	W 56-0
Minnesota*	W 28-14
Ohio State	W 12-9
Northwestern*	W 37-3

1923 (5-3-0)

Knox*	W 44-3
Okl. A&M*	W 20-0
Purdue*	W 7-0
Illinois*	L 6-9
Ohio State	W 20-0
Michigan*	L 3-9
Minnesota	L 7-20
Northwestern	W 17-14



1924 (6-1-1)

SE Okla.*	W 43-0
Ohio State*	T 0-0
Lawrence*	W 13-5
Minnesota*	W 13-0
Illinois	L 0-36
Butler*	W 7-0
Wisconsin	W 21-7
Michigan*	W 9-2

1925 (5-3-0)

Arkansas*	W 25-0
St. Louis*	W 41-0
Illinois*	W 12-10
Ohio State	W 15-0
Wabash*	W 28-7
Wisconsin*	L 0-6
Minnesota*	L 0-33
Southern Cal.	L 0-18

1926 (3-5-0)

Colo. Teachers*	W 24-0
North Dakota*	W 40-7
Illinois	L 6-13
Ohio State	L 6-23
Carroll*	W 21-0
Minnesota*	L 0-41
Wisconsin	L 10-20
Northwestern	L 6-13

1927 (4-4-0)

Monmouth*	W 32-6
Ohio State*	L 6-13
Wabash*	W 38-0
Minnesota	L 0-38
Denver*	W 15-0
Illinois*	L 0-14
Wisconsin	W 16-0
Northwestern	L 0-12

1928 (6-2-0)

Monmouth*	W 26-0
Chicago	W 13-0
Ripon*	W 61-6
Minnesota*	W 7-6
South Dakota*	W 19-0
Ohio State	W 14-7
Wisconsin*	L 0-13
Michigan	L 7-10

1929 (4-2-2)

Carroll*	W 46-0
Monmouth*	W 46-0
Ohio State	L 6-7
Illinois*	T 7-7
Wisconsin	W 14-0
Minnesota*	W 9-7
Purdue	L 0-7
Michigan	T 0-0

1930 (4-4-0)

Bradley Tech*	W 38-12
Okl. A&M*	L 0-6
Centenary*	L 12-19
Purdue*	L 0-20
Detroit	W 7-3
Marquette	L 0-7
Penn State*	W 19-0
Nebraska*	W 12-7

1931 (1-6-1)

Pittsburgh*	L 0-20
Texas A&M	L 0-29
Indiana*	T 0-0
Minnesota	L 0-34
G. Washington*	W 7-0
Nebraska	L 0-22
Purdue	L 0-7
Northwestern*	L 0-19

1932 (1-7-0)

Bradley Tech*	W 31-7
Wisconsin	L 0-34
Indiana	L 0-12
Minnesota*	L 6-21
G. Washington	L 6-21
Nebraska*	L 13-14
Purdue*	L 0-18
Northwestern	L 6-44

1933 (5-3-0)

Northwestern	W 7-0
Bradley Tech*	W 38-0
Wisconsin*	W 26-7
Minnesota	L 7-19
Iowa State*	W 27-7
Michigan	L 6-10
Purdue	W 14-6
Nebraska	L 6-7

1934 (2-5-1)

South Dakota*	W 34-0
Northwestern	W 20-7
Nebraska	L 13-14
Iowa State	L 6-31
Minnesota*	L 12-48
Indiana	T 0-0
Purdue*	L 6-13
Ohio State	L 7-40

1935 (4-2-2)

Bradley Tech*	W 26-0
South Dakota*	W 47-2
Colgate*	W 12-6
Illinois	W 19-0
Indiana*	T 6-6
Minnesota*	L 6-13
Purdue	L 6-12
Northwestern	T 0-0

1936 (3-4-1)

Carleton*W 14-0
NorthwesternL 7-18
South Dakota*W 33-7
Illinois*T 0-0
IndianaL 6-13
MinnesotaL 0-52
Purdue*L 0-13
TempleW 25-0

1937 (1-7-0)

WashingtonL 0-14
Bradley Tech*W 14-7
WisconsinL 6-13
Michigan*L 6-7
PurdueL 0-13
Minnesota*L 10-35
Indiana*L 0-3
NebraskaL 0-28

1938 (1-6-1)

UCLAL 3-27
Wisconsin*L 13-31
ChicagoW 27-14
Colgate*L 0-14
Purdue*T 0-0
MinnesotaL 0-28
IndianaL 3-7
Nebraska*L 0-14

1939 (6-1-1)

South Dakota*W 41-0
Indiana*W 32-29
MichiganL 7-27
WisconsinW 19-13
PurdueW 4-0
Notre Dame*W 7-6
Minnesota*W 13-9
NorthwesternT 7-7

1940 (4-4-0)

South Dakota*W 46-0
Wisconsin*W 30-12
IndianaL 6-10
MinnesotaL 6-34
Purdue*L 6-21
NebraskaL 6-14
Notre DameW 7-0
Illinois*W 18-7

1941 (3-5-0)

Drake*W 25-8
MichiganL 0-6
WisconsinL 0-23
PurdueL 6-7
Indiana*W 13-7
IllinoisW 21-0
Minnesota*L 13-34
NebraskaL 13-14

1942 (6-4-0)

Wash., Mo.*W 26-7
Nebraska*W 27-0
Great Lakes*L 0-25
Camp Grant*W 33-16
Illinois*L 7-12
IndianaW 14-13
Purdue*W 13-7
Wisconsin*W 6-0
MinnesotaL 7-27
MichiganL 14-28

1943 (1-6-1)

Great LakesL 7-21
Wisconsin*L 5-7
Iowa Preflight*L 0-25
Indiana*T 7-7
PurdueL 7-28
Illinois*L 10-19
MinnesotaL 14-33
NebraskaW 33-13

1944 (1-7-0)

Ohio StateL 0-34
IllinoisL 6-40
Purdue*L 7-26
IndianaL 0-32
Nebraska*W 27-6
WisconsinL 7-26
Minnesota*L 0-46
Iowa Preflight*L 6-30

1945 (2-7-0)

Berg AAF*W 14-13
Ohio StateL 0-42
PurdueL 0-40
Indiana*L 20-52
Notre DameL 0-56
Wisconsin*L 7-27
IllinoisL 7-48
Minnesota*W 20-19
NebraskaL 6-13

1946 (5-4-0)

N. Dakota St.*W 39-0
Purdue*W 16-0
MichiganL 7-14
Nebraska*W 21-7
IndianaW 13-0
Notre Dame*L 6-41
Illinois*L 0-7
WisconsinW 21-7
MinnesotaL 6-16

1947 (3-5-1)

N. Dakota St.*W 59-0
UCLAL 7-22
Illinois*L 12-35
Indiana*W 27-14
Ohio StateT 13-13
Notre DameL 0-21
PurdueL 0-21
WisconsinL 14-46
Minnesota*W 13-7

1948 (4-5-0)

Marquette*W 14-12
IndianaL 0-7
Ohio StateW 14-7
Purdue*L 13-20
Notre Dame*L 12-27
Wisconsin*W 19-13
IllinoisL 0-14
Minnesota*L 21-28
Boston U.W 34-14

1949 (4-5-0)

UCLA*L 25-41
PurdueW 21-7
Illinois*L 14-20
Indiana*W 35-9
Northwestern*W 28-21
Oregon U.*W 34-31
MinnesotaL 7-55
WisconsinL 13-35
Notre DameL 7-28

1950 (3-5-1)

Southern Cal.W 20-14
IndianaL 7-20
Wisconsin*L 0-14
Purdue*W 33-21
Ohio StateL 21-83
MinnesotaW 13-0
Illinois*L 7-21
Notre Dame*T 14-14
Miami (Fla.)L 6-14

1951 (2-5-2)

Kansas State*W 16-0
PurdueL 30-34
Pittsburgh*W 34-17
Michigan*L 0-21

Ohio StateL 21-47
Minnesota*T 20-20
IllinoisL 13-40
WisconsinL 7-34
Notre DameT 20-20

1952 (2-7-0)

PittsburghL 14-26
IndianaL 13-20
PurdueL 14-41
Wisconsin*L 13-42
Ohio State*W 8-0
MinnesotaL 7-17
Illinois*L 13-33
NorthwesternW 39-14
Notre Dame*L 0-27

1953 (5-3-1)

Mich. State*L 7-21
Wash. State*W 54-12
MichiganL 13-14
Wyoming*W 21-7
Indiana*W 19-13
WisconsinL 6-10
PurdueW 26-0
Minnesota*W 27-0
Notre DameT 14-14

1954 (5-4-0)

Mich. State*W 14-10
Montana*W 48-6
MichiganL 13-14
Ohio StateL 14-20
IndianaW 27-14
Wisconsin*W 13-7
Purdue*W 25-14
MinnesotaL 20-22
Notre Dame*L 18-34

1955 (3-5-1)

Kansas State*W 26-7
WisconsinL 14-37
Indiana*W 20-6
Purdue*T 20-20
UCLAL 13-33
MichiganL 21-33
Minnesota*W 26-0
Ohio StateL 10-20
Notre DameL 14-17

1956 (9-1-0)

IndianaW 27-0
Oregon State*W 14-13
Wisconsin*W 13-7
Hawaii*W 34-0
PurdueW 21-20
MichiganL 14-17
Minnesota*W 7-0
Ohio State*W 6-0
Notre Dame*W 48-8
≠Oregon StateW 35-19
≠Rose Bowl	

1957 (7-1-1)

Utah State*W 70-14
Wash. State*W 20-13
IndianaW 47-7
Wisconsin*W 21-7
NorthwesternW 6-0
MichiganT 21-21
Minnesota*W 44-20
Ohio StateL 13-17
Notre DameW 21-13

1958 (8-1-1)

TCU*W 17-0
Air Force*T 13-13
Indiana*W 34-13
WisconsinW 20-9

Northwestern*	W 26-20
Michigan	W 37-14
Minnesota	W 28-6
Ohio State*	W 28-38
Notre Dame*	W 31-21
California	W 38-12
Rose Bowl	

1959 (5-4-0)

California	W 42-12
Northwestern*	L 10-14
Mich. State*	W 37-8
Wisconsin	L 16-25
Purdue	L 7-14
Kansas State*	W 53-0
Minnesota*	W 33-0
Ohio State	W 16-7
Notre Dame*	L 19-20

1960 (8-1-0)

Oregon State*	W 22-12
Northwestern	W 42-0
Mich. State	W 27-15
Wisconsin*	W 28-21
Purdue*	W 21-14
Kansas*	W 21-7
Minnesota	L 10-27
Ohio State*	W 35-12
Notre Dame	W 28-0

1961 (5-4-0)

California*	W 28-7
Southern Cal.	W 35-34
Indiana*	W 27-8
Wisconsin*	W 47-15
Purdue	L 0-9
Ohio State	L 13-29
Minnesota*	L 9-16
Michigan	L 14-23
Notre Dame*	W 42-21

1962 (4-5-0)

Oregon State	W 28-8
Southern Cal.*	L 0-7
Indiana	W 14-10
Wisconsin	L 14-42
Purdue*	L 3-26
Ohio State*	W 28-14
Minnesota	L 0-10
Michigan*	W 28-14
Notre Dame	L 12-35

1963 (3-3-2)

Wash. State*	T 14-14
Washington	W 17-7
Indiana*	W 37-26
Wisconsin*	L 7-10
Purdue	L 0-14
Ohio State	L 3-7
Minnesota*	W 27-13
Michigan	T 21-21
Notre Dame	canceled

1964 (3-6-0)

Idaho*	W 34-24
Washington*	W 28-18
Indiana	W 21-20
Wisconsin	L 21-31
Purdue*	L 14-19
Ohio State*	L 19-21
Minnesota	L 13-14
Michigan*	L 20-34
Notre Dame	L 0-28

1965 (1-9-0)

Wash. State*	L 0-7
Oregon State	W 27-7
Wisconsin	L 13-16
Purdue*	L 14-17
Minnesota*	L 3-14
Northwestern	L 0-9
Indiana	L 17-21
Mich. State*	L 0-35

Ohio State	L 0-38
N.C. State*	L 20-28

1966 (2-8-0)

Arizona*	W 31-20
Oregon State*	L 3-17
Wisconsin*	L 0-7
Purdue	L 0-35
Minnesota	L 0-17
Northwestern*	L 15-24
Indiana*	W 20-19
Mich. State	L 7-56
Ohio State*	L 10-14
Miami (Fla.)	L 0-44

1967 (1-8-1)

TCU*	W 24-9
Oregon State*	L 18-38
Notre Dame	L 6-56
Indiana	L 17-21
Wisconsin	T 21-21
Purdue*	L 22-41
Minnesota*	L 0-10
Northwestern	L 24-39
Ohio State	L 10-21
Illinois*	L 19-21

1968 (5-5-0)

Oregon State*	W 21-20
TCU	L 17-28
Notre Dame*	L 28-51
Indiana*	L 34-38
Wisconsin*	W 41-0
Purdue	L 14-44
Minnesota	W 35-28
Northwestern*	W 68-34
Ohio State*	L 27-33
Illinois	W 37-13

1969 (5-5-0)

Oregon State*	L 14-42
Wash. State*	W 61-35
Arizona*	W 31-19
Wisconsin	L 17-23
Purdue	L 31-35
Mich. State*	W 19-18
Minnesota*	L 8-35
Indiana	W 28-17
Michigan*	L 6-51
Illinois	W 40-0

1970 (3-6-1)

Oregon State	L 14-21
Southern Cal*	L 0-48
Arizona	L 10-17
Wisconsin*	W 24-14
Purdue*	L 3-24
Mich. State	L 0-37
Minnesota	T 14-14
Indiana*	W 42-13
Michigan	L 0-55
Illinois*	W 22-16

1971 (1-10-0)

Ohio State	L 21-52
Oregon State	L 19-33
Penn State*	L 14-44
Purdue	L 13-45
Northwestern*	L 3-28
Minnesota*	L 14-19
Mich. State	L 3-34
Wisconsin*	W 20-16
Michigan	L 7-63
Indiana*	L 7-14
Illinois	L 0-31

1972 (3-7-1)

Ohio State	L 0-21
Oregon State*	W 19-11
Penn State	L 10-14
Purdue*	L 0-24
Northwestern	W 23-12
Minnesota	L 14-43
Mich. State*	T 6-6
Wisconsin*	L 14-16
Michigan*	L 0-31
Indiana	L 8-16
Illinois*	W 15-14

1973 (0-11-0)

Michigan*	L 7-31
UCLA	L 18-55
Penn State	L 8-27
Arizona*	L 20-23
Northwestern	L 15-31
Minnesota*	L 23-31
Illinois	L 0-50
Purdue*	L 23-48
Wisconsin	L 7-35
Ohio State	L 13-55
Mich. State*	L 6-15



Record by Years

Year	Coach	W-L-T	Big Ten		Rank	All Games		
			Pts.	Opp.		W-L-T	Pts.	Opp.
1889	None					0-1-0	0	24
1890	None					1-1-0	97	14
1891	None					3-2-0	112	68
1892	E. A. Dalton					3-2-1	124	68
1893	Benjamin Donnelly					3-4-0	178	161
1894	Roger Sherman					4-4-1	146	158
1895	None					2-5-0	42	140
1896	A. E. Bull					7-1-1	132	12
1897	Otto Wagonhurst					4-4-0	66	104
1898	Alden Knipe					3-4-2	67	95
1899	Alden Knipe					8-0-1	221	5
1900	Alden Knipe	2-0-1	50	10	T1	7-0-1	311	12
1901	Alden Knipe	0-3-0	0	93	T7	6-3-0	85	115
1902	Alden Knipe	0-3-0	0	221	T7	5-4-0	121	238
1903	John Chalmers	1-1-0	12	75	5	9-2-0	171	102
1904	John Chalmers	0-3-0	0	79	T7	7-4-0	257	109
1905	John Chalmers	0-2-0	0	81	T7	8-2-0	309	86
1906	Mark Catlin	0-1-0	4	18	T6	2-3-0	43	75
1907	Mark Catlin	1-1-0	30	18	4	3-2-0	90	48
1908	Mark Catlin	0-1-0	0	22	T6	2-5-0	132	65
1909	John Griffith	0-1-0	0	41	T7	2-4-1	58	97
1910	Jess Hawley	1-1-0	21	10	4	5-2-0	94	15
1911	Jess Hawley	2-2-0	23	36	T4	3-4-0	34	53
1912	Jess Hawley	1-3-0	44	124	T6	4-3-0	130	138
1913	Jess Hawley	2-1-0	144	29	T2	5-2-0	310	51
1914	Jess Hawley	1-2-0	27	14	7	4-3-0	205	36
1915	Jess Hawley	1-2-0	35	76	7	3-4-0	92	149
1916	Howard Jones	0-2-0	37	93	T8	4-3-0	121	156
1917	Howard Jones	0-2-0	14	45	T8	3-5-0	91	141
1918	Howard Jones	2-1-0	29	26	T4	6-2-1	123	36
1919	Howard Jones	2-2-0	36	31	6	5-2-0	90	44
1920	Howard Jones	3-2-0	65	44	5	5-2-0	142	54
1921	Howard Jones	5-0-0	123	15	1	7-0-0	185	36
1922	Howard Jones	5-0-0	141	33	T1	7-0-0	212	33
1923	Howard Jones	3-3-0	60	52	T5	5-3-0	124	55
1924	Burton Ingwersen	3-1-1	43	45	T2	6-1-1	106	50
1925	Burton Ingwersen	2-2-0	27	49	T4	5-3-0	122	74
1926	Burton Ingwersen	0-5-0	28	110	T8	3-5-0	113	117
1927	Burton Ingwersen	1-4-0	22	77	T9	4-4-0	107	83
1928	Burton Ingwersen	3-2-0	41	36	T4	6-2-0	147	42

Year	Coach	W-L-T	Big Ten			All Games		
			Pts.	Opp.	Rank	W-L-T	Pts.	Opp.
1929	Burton Ingwersen	2-2-2	36	28	T5	4-2-2	128	28
1930	Burton Ingwersen	0-1-0	0	20	T9	4-4-0	88	74
1931	Burton Ingwersen	0-3-1	0	75	T9	1-6-1	7	131
1932	O. M. (Ossie) Solem	0-5-0	12	129	10	1-7-0	62	171
1933	O. M. (Ossie) Solem	3-2-0	60	42	T5	5-3-0	131	56
1934	O. M. (Ossie) Solem	1-3-1	45	108	T8	2-5-1	98	153
1935	O. M. (Ossie) Solem	1-2-2	37	31	8	4-2-2	122	39
1936	O. M. (Ossie) Solem	0-4-1	13	96	T8	3-4-1	85	103
1937	Irl Tubbs	0-5-0	22	71	T9	1-7-0	36	120
1938	Irl Tubbs	1-3-1	43	80	8	1-6-1	46	135
1939	Edward Anderson	4-1-1	82	85	2	6-1-1	130	91
1940	Edward Anderson	2-3-0	66	84	T6	4-4-0	125	98
1941	Edward Anderson	2-4-0	53	77	6	3-5-0	91	99
1942	Edward Anderson	3-3-0	61	87	T5	6-4-0	148	135
1943	E. P. (Slip) Madigan	0-4-1	43	94	9	1-6-1	83	153
1944	E. P. (Slip) Madigan	0-6-0	20	204	T8	1-7-0	53	240
1945	Clem Crowe	1-5-0	54	228	T8	2-7-0	74	310
1946	Edward Anderson	3-3-0	63	44	4	5-4-0	129	92
1947	Edward Anderson	2-3-1	79	136	T6	3-5-1	145	179
1948	Edward Anderson	2-4-0	67	89	T5	4-5-0	127	142
1949	Edward Anderson	3-3-0	118	147	T5	4-5-0	184	247
1950	Leonard Raffensperger	2-4-0	81	159	6	3-5-1	121	201
1951	Leonard Raffensperger	0-5-1	91	196	9	2-5-2	161	233
1952	Forest Evashevski	2-5-0	107	167	T6	2-7-0	121	221
1953	Forest Evashevski	3-3-0	98	58	T5	5-3-1	187	9
1954	Forest Evashevski	4-3-0	126	101	5	5-4-0	192	14
1955	Forest Evashevski	2-3-1	111	116	7	3-5-1	166	17
1956	Forest Evashevski	5-1-0	88	54	1	9-1-0	219	84
1957	Forest Evashevski	4-1-1	152	72	3	7-1-1	263	112
1958	Forest Evashevski	5-1-0	173	100	1	8-1-1	272	146
1959	Forest Evashevski	3-3-0	119	68	6	5-4-0	233	100
1960	Forest Evashevski	5-1-0	163	89	T1	8-1-0	234	108
1961	Jerry Burns	2-4-0	110	100	T7	5-4-0	215	162
1962	Jerry Burns	3-3-0	87	116	T5	4-5-0	127	166
1963	Jerry Burns	2-3-1	95	91	8	3-3-2	126	112
1964	Jerry Burns	1-5-0	108	139	T9	3-6-0	170	209
1965	Jerry Burns	0-7-0	47	150	10	1-9-0	94	192
1966	Ray Nagel	1-6-0	52	172	10	2-8-0	86	253
1967	Ray Nagel	0-6-1	113	174	T9	1-8-1	161	277
1968	Ray Nagel	4-3-0	256	190	T5	5-5-0	322	289
1969	Ray Nagel	3-4-0	149	179	T5	5-5-0	255	275
1970	Ray Nagel	3-3-1	105	173	4	3-6-1	129	259
1971	Frank Lauterbur	1-8-0	88	302	10	1-10-0	121	379
1972	Frank Lauterbur	2-6-1	80	183	T8	3-7-1	109	208
1973	Frank Lauterbur	0-8-0	94	296	T9	0-11-0	140	401

TOTALS

128-218-20

337-330-33

Herky and the Hawkeyes

The University of Iowa borrowed its athletic nickname from the state of Iowa many years ago. The name Hawkeye was originally applied to a hero in a fictional novel, *The Last of the Mohicans*, written by James Fenimore Cooper. Author Cooper had the Delaware Indians bestow the name on a white scout who lived and hunted with them.



In 1838, 12 years after the book was published, people in the territory of Iowa acquired the nickname, chiefly through the efforts of Judge David Rorer of Burlington and James G. Edwards of Ft. Madison. Edwards, editor of the Ft. Madison *Patriot*, moved his paper to Burlington in 1843 and renamed it the *Burlington Hawk-Eye*. The two men continued their campaign to popularize the name and were rewarded when territorial officials gave it their formal approval.

The Hawkeye nickname gained a tangible symbol in 1948 when a cartoon character, later to be named Herky the Hawk, was hatched. The creator was Richard Spencer III, instructor of journalism. The impish hawk was an immediate hit and he acquired a name through a state-wide contest staged by the athletic department. John Franklin,

a Belle Plaine alumnus, was the man who suggested Herky.

Since his birth more than 20 years ago, Herky has symbolized Iowa athletics and epitomized University life. He even donned a military uniform during the Korean War and became the insignia of the 124th Fighter Squadron.

During the mid-1950s Herky came to life at a football game as the Iowa mascot with a black leather head and gold felt feathers. Since then Herky has become a familiar figure at Hawkeye athletic events.

Floyd of Rosedale

A bet in 1935 between Minnesota Governor Floyd B. Olson and Iowa Governor Clyde Herring gave birth to Floyd of Rosedale. Tensions between the two state universities had been running high and a wager was made in an effort to relieve the situation. After Iowa lost the game, Herring presented Olson with Floyd of Rosedale, a full-blooded champion pig and a brother of Blue Boy of Will Rogers' movie, "State Fair." Olson presented the pig to the University of Minnesota and commissioned St. Paul sculptor Charles Brioscho to capture Floyd's image. The result is a bronze pig 21 inches long and 15 inches high. Floyd is currently in residence in Minneapolis, but the Hawkeyes hope to regain possession of the pig this fall.





1974 Schedule

Sept. 14	at Michigan
Sept. 21	UCLA
Sept. 28	Penn State
Oct. 5	at Southern Cal
Oct. 12	Northwestern
Oct. 19	at Minnesota
Oct. 26	Illinois
Nov. 2	at Purdue
Nov. 9	Wisconsin
Nov. 16	Ohio State
Nov. 23	at Mich. State

Hawkeye Co-Captains Earl Douthitt (front) and Dan McCarney (back) are featured on the covers.